

**2023**

# USE OF FORCE

**INCIDENT REPORTING**

**Rob Bonta, Attorney General  
California Department of Justice  
California Justice Information Services Division  
Justice Data & Investigative Services Bureau  
Criminal Justice Statistics Center**






**2023**

# **USE OF FORCE**

**INCIDENT REPORTING**



# The Role of the Criminal Justice Statistics Center is to:

- Collect, analyze, and report statistical data that provide valid measures of crime and the criminal justice process.
- Examine these data on an ongoing basis to better describe crime and the criminal justice system.
- Promote the responsible presentation and use of crime statistics.



**CALIFORNIA DEPARTMENT OF JUSTICE**  
**Rob Bonta, Attorney General**



# Executive Summary

## Use of Force

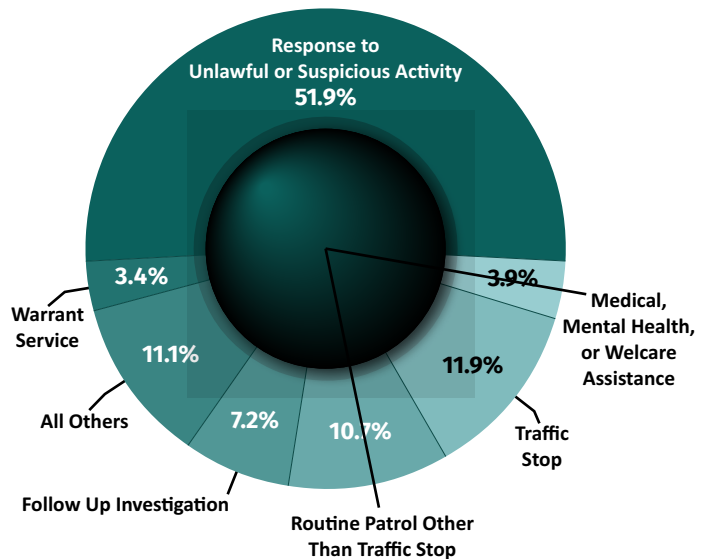
### Incident Reporting 2023

*Use of Force Incident Reporting 2023* presents a summary overview of use of force and discharge of firearm incidents, as defined in Government Code (GC) section 12525.2.\* This report details use of force incidents that occurred in the 2023 calendar year, as disclosed by California law enforcement agencies (LEAs) to the California Department of Justice (DOJ). The following summary presents information on reported incidents where force was used by either a law enforcement officer or a civilian, or both law enforcement officer and civilian, and then displays the data specific to civilians followed by data specific to officers. In accordance with the statute's narrow definition of use of force, the data contained in this report only represent incidents where use of force by an officer or a civilian resulted in either serious bodily injury or death of an officer or a civilian, or the discharge of a firearm by either an officer or a civilian. Therefore, this report does not contain the full spectrum of California's use of force incidents and readers must exercise caution when making comparisons or generalizations with this data set.

#### INCIDENTS

- In 2023, there were 638 incidents that involved use of force resulting in serious bodily injury or death of a civilian or officer; or the discharge of a firearm (Table 1).
- Of the 638 incidents, 253 reported a discharge of a firearm (Table 8A).
- Of the 638 incidents, 51.9% (331) occurred during a response to unlawful or suspicious activity, 10.7% (68) occurred during a routine patrol other than a traffic stop, and 11.9% (76) resulted from a traffic stop (Table 2A).
- Of the 638 incidents, 75.5% (482) resulted in an arrest (Table 2B).

**Chart 1**  
**Use of Force, 2023**  
**Reason for Initial Contact by Type**



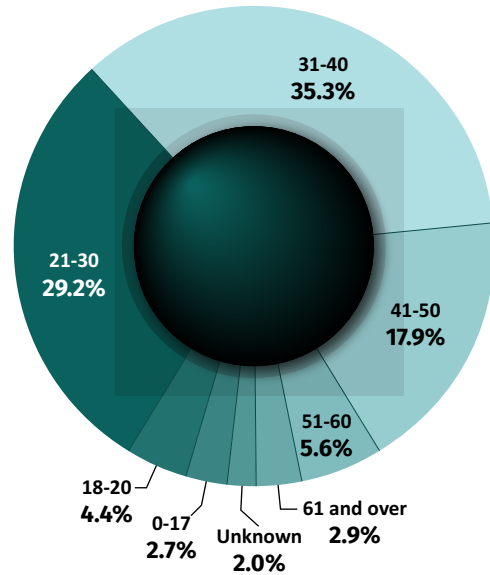
Source Chart 1: Table 2A  
Note: "All Others" includes mass demonstrations, service of a court order, other, and unknown.

\* See the Legislation section on page 6 for further detail.

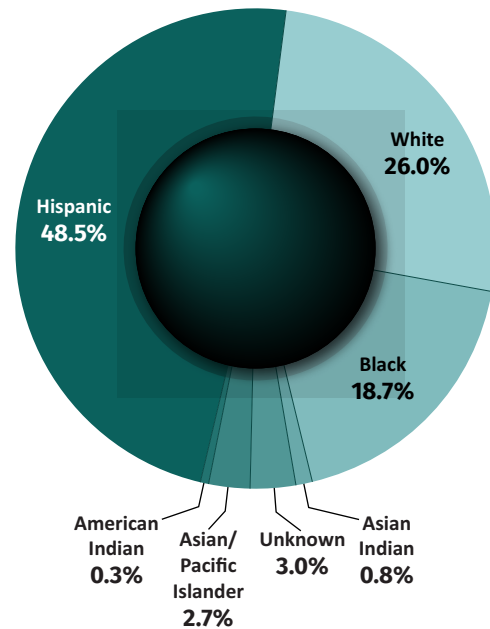
## CIVILIANS

- In 2023, 658 civilians were involved in incidents that involved the discharge of a firearm or use of force resulting in serious bodily injury or death (Table 6A).
- Of the 658 civilians, 91.8% (604) were male, 7.3% (48) were female, 0.0% (0) were transgender, and 0.9% (11) were marked unknown (Table 7).
- Of the 658 civilians, 48.5% (319) were Hispanic, 26.0% (171) were white, and 18.7% (123) were Black (Table 7).
- Of the 658 civilians, 31.2% (205) were hit by the discharge of a firearm, 23.1% (152) and 9.6% (63) received force by other control hold/takedown tactics and electronic control device, respectively (Table 8B).
- Of the 658 civilians, 67.0% (441) were injured, 12.6% (83) were not injured, and 20.4% (134) died (Table 21).
- Of the 658 civilians, officers perceived that 403 civilians were armed. Of the 658 civilians, 328 were confirmed to be armed (Tables 15 and 16).

**Chart 2**  
**Use of Force, 2023**  
**Civilian Age by Age Group**



**Chart 3**  
**Use of Force, 2023**  
**Civilian Race/Ethnicity by Type**

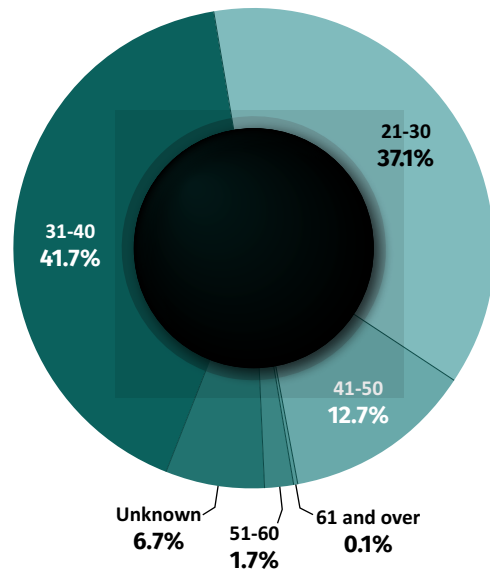


Source Charts 2 and 3: Table 7  
Notes: Percentages may not add to 100.0 due to rounding or the LEA selecting "Unknown" in their report.

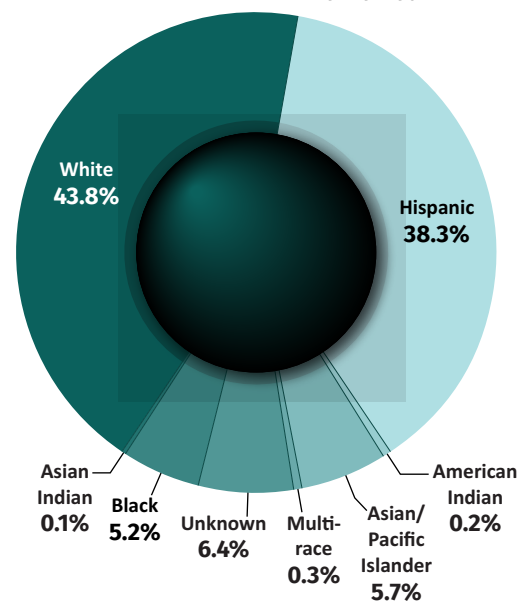
## OFFICERS

- In 2023, 1,406 officers were involved in incidents that involved the discharge of a firearm or use of force resulting in serious bodily injury or death (Table 6A).
- Of the 1,406 officers, 93.1% (1,309) were male, 6.1% (86) were female, and 0.8% (6) were marked as unknown (Table 7).
- Of the 1,406 officers, 43.8%(616) were white, 38.3% (538) were Hispanic, 5.7% (80) were Asian/Pacific Islander, and 5.2% (73) were Black (Table 7).
- Of the 1,406 officers, 30.7% (431) did not receive force from a civilian, 21.6% (303) received force during physical contact with a civilian, and 12.8% (181) received force by the discharge of a firearm from a civilian (Table 8B).
- Of the 1,406 officers, 16.0% (224) were injured, 83.9% (1,179) were not injured, and 0.2% (3) died (Table 32).
- Of the 1,406 officers involved, 1,344 reported using force. Officers reported they used force to effect arrest/take into custody (494), to overcome resistance (115), in defense of self/third party (728), or to prevent escape (7) (Table 29).

**Chart 4**  
**Use of Force, 2023**  
**Officer Age by Age Group**



**Chart 5**  
**Use of Force, 2023**  
**Officer Race/Ethnicity by Type**



Source Charts 4 and 5: Table 7

Note: Percentages may not add to 100.0 due to rounding.

# Understanding the Data Characteristics and Known Limitations

## BACKGROUND

In 2015, the California Legislature passed Assembly Bill (AB) 71, adding GC section 12525.2, which mandates LEAs in California to report use of force incidents that result in serious bodily injury or death, or involve the discharge of a firearm. Effective January 1, 2016, all LEAs were required to begin collecting data on use of force incidents for submittal to DOJ beginning January 1, 2017. In 2022, AB 48 changed the reporting period to monthly reporting effective January 1, 2024, and added additional data points to be collected for use of force incidents.

## THE SYSTEM

DOJ consulted with LEAs and stakeholders throughout the state in a series of regional meetings throughout 2015. This collaboration resulted in the development of use of force incident data elements and definitions. To accommodate the changes implemented by AB 48 and the Federal Bureau of Investigation's Use of Force Reporting, in 2023, DOJ implemented a new Use of Force (UoF) Reporting Module housed within the California Incident-Based Reporting (CIBRS) repository. LEAs directly enter and submit their UoF data to the DOJ. All agencies employing peace officers are required to report even if they have no use of force incidents (zero-reporting).

## DATA LIMITATIONS

- 1) The data contained in the use of force repository are narrowly defined and do not represent the totality of use of force incidents that occur in California. LEAs are only required to report use of force incidents that result in serious bodily injury or death of either the civilian or the officer and all incidents where there is a discharge of a firearm. As such, caution must be exercised when using the data for comparisons or when calculating rates.
- 2) More than one officer may be involved in a single incident. Sometimes this includes officers that were not injured or did not physically use force. We include data related to these officers to satisfy GC section 12525.2, subdivisions (b) 5-7.



3) In 2023, to align with the federal UoF effort, modifications to the data collection were made as follows:

- “Innocent bystanders” are no longer collected as part of an incident. “Innocent bystanders” are defined as civilians who are a part of an incident and cannot leave of their own accord. Examples of such are kidnapping victims or passengers in a car.
- Reportable UoF incidents will no longer include civilian injuries that are not attributed to an officer’s force used in the incident. Any injuries due to suicide, force from other civilians, or tertiary injuries not caused by officers will no longer be collected.
- Minor injuries resulting from an incident involving the discharge of a firearm by a peace officer that did not otherwise result in death or serious bodily injury are no longer captured for UoF reporting.

4) The following LEAs reported name changes for the 2023 reporting period:

- CSU Humboldt Police Department changed to Cal Poly Humboldt PD.
- Santa Rosa Community PD changed to Sonoma County Community College District PD.
- The Sacramento Welfare Department changed their name to the Sacramento County Department of Human Assistance

5) Incidents submitted after the close of the 2023 reporting year are not included in the data set and are noted here:

- Oakland PD discovered an unreported incident that occurred December 29, 2023, which included a radio call of a burglary in process. Uniformed and plainclothes officers responded and saw several suspects fleeing the scene. One of the suspects discharged their weapon, resulting in the death of the Oakland PD officer.

6) In 2023, to align with the federal UoF effort, modifications to the data collection were made as follows:

- Rio Vista PD is now contracted with Solano County Sheriff’s Office (SO). Solano County SO reported for Rio Vista PD for 2023 UoF reporting.
- Plumas County District Attorney is excluded from the UoF reporting for 2023 as they no longer employ any qualifying personnel.
- Glenn County District Attorney did not submit use of force/discharge of firearm data for 2023.

## FUTURE ENHANCEMENTS

Each year of collection provides an opportunity to refine data elements and add useful contextual information. DOJ will continue to work with stakeholders to provide a platform for improved data collection over time.

## DEFINITIONS

**Discharge of a firearm** – Includes any discharge of a firearm during an interaction between a civilian and an officer, regardless of whether any person was injured. A firearm is defined as a weapon that fires a shot by the force of an explosion, e.g., a handgun, rifle, shotgun, and other such device commonly referred to as a firearm. Not included in this definition are electronic control devices; stun guns; BB, pellet, air, or gas-powered guns; or weapons that discharge rubber bullets or bean bags.

**Injury severity** – Severity levels below “serious bodily injury” are included in the data set if they are a direct result of force used against the officer or the civilian in addition to the qualifying serious bodily injury or death.

**Serious bodily injury** is defined in GC section 12525.2. Please see the Legislation section on page 6 for further detail.

## LEGISLATION

Effective January 1, 2016, Chapter 462, Statutes of 2015 (AB 71) added GC section 12525.2 pertaining to the collection and reporting of use of force incidents resulting in serious bodily injury, as defined, discharge of firearm, or death. As such, on January 1, 2016, all LEAs were required to begin collecting use of force incidents for submittal to DOJ beginning January 1, 2017.

Effective September 20, 2020, Chapter 324, Statutes of 2020 (AB 1196) added GC section 7286.5 pertaining to the use of specific holds and restraints used by law enforcement. Specifically, GC section 7286.5 prohibits a law enforcement agency from authorizing the use of a carotid restraint or a choke hold, as defined.

Effective January 1, 2024, AB 48 changed the reporting period to monthly reporting and added additional data points to be collected for use of force incidents.

## GOVERNMENT CODE SECTION 12525.2

Statute language as accessed on January 1, 2024, and as it pertains to the 2023 data collection.

- (a) Each law enforcement agency shall monthly furnish to the Department of Justice, in a manner defined and prescribed by the Attorney General, a report of all instances when a peace officer employed by that agency is involved in any of the following:
  - (1) An incident involving the shooting of a civilian by a peace officer.
  - (2) An incident involving the shooting of a peace officer by a civilian.
  - (3) An incident in which the use of force by a peace officer against a civilian results in serious bodily injury or death.
  - (4) An incident in which use of force by a civilian against a peace officer results in serious bodily injury or death.
  
- (b) For each incident reported under subdivision (a), the information reported to the Department of Justice shall include, but not be limited to, all of the following:
  - (1) The gender, race, and age of each individual who was shot, injured, or killed.
  - (2) Whether the officer perceived the civilian had a developmental, physical, or mental disability.
  - (3) The date, time, and location of the incident.
  - (4) Whether the civilian was armed, and, if so, the type of weapon.
  - (5) The type of force used against the officer, the civilian, or both, including the types of weapons used.
  - (6) The number of officers involved in the incident.
  - (7) The number of civilians involved in the incident.
  - (8) The reason for contact.
  - (9) The reason for using force.
  - (10) The injuries sustained.
  - (11) If any medical aid was rendered.
  - (12) If the officer observed signs of any of the following:
    - (A) Mental, physical, or developmental disability.
    - (B) Drug or alcohol impairment.
    - (C) Erratic behavior.
  
- (c) Each year, the Department of Justice shall include a summary of information contained in the reports received pursuant to subdivision (a) through the department's OpenJustice Web Portal pursuant to Section 13010 of the Penal Code. This information shall be classified according to the reporting law enforcement jurisdiction. In cases involving a peace officer who is injured or killed, the report shall list the officer's employing jurisdiction and the jurisdiction where the injury or death occurred, if they are not the same. This subdivision does not authorize the release to the public of the badge number or other unique identifying information of the peace officer involved.

- (d) For the purposes of this section, the following terms are defined as follows:
- (1) “Developmental disability” has the same meaning as in Section 4512 of the Welfare and Institutions Code.
  - (2) “Mental disability” has the same meaning as “serious mental disorder” in Section 5600.3 of the Welfare and Institutions Code.
  - (3) “Physical disability” has the same meaning as in Section 12926 of the Government Code.
  - (4) “Serious bodily injury” means a bodily injury that involves a substantial risk of death, unconsciousness, protracted and obvious disfigurement, or protracted loss or impairment of the function of a bodily member or organ.

## **GOVERNMENT CODE SECTION 7286.5**

- (a) (1) A law enforcement agency shall not authorize the use of a carotid restraint or choke hold by any peace officer employed by that agency.
- (2) A law enforcement agency shall not authorize techniques or transport methods that involve a substantial risk of positional asphyxia.
- (b) As used in this section, the following terms are defined as follows:
- (1) “Carotid restraint” means a vascular neck restraint or any similar restraint, hold, or other defensive tactic in which pressure is applied to the sides of a person’s neck that involves a substantial risk of restricting blood flow and may render the person unconscious in order to subdue or control the person.
  - (2) “Choke hold” means any defensive tactic or force option in which direct pressure is applied to a person’s trachea or windpipe.
  - (3) “Law enforcement agency” means any agency, department, or other entity of the state or any political subdivision thereof, that employs any peace officer described in Chapter 4.5 (commencing with Section 830) of Title 3 of Part 2 of the Penal Code.
  - (4) “Positional asphyxia” means situating a person in a manner that compresses their airway and reduces the ability to sustain adequate breathing. This includes, without limitation, the use of any physical restraint that causes a person’s respiratory airway to be compressed or impairs the person’s breathing or respiratory capacity, including any action in which pressure or body weight is unreasonably applied against a restrained person’s neck, torso, or back, or positioning a restrained person without reasonable monitoring for signs of asphyxia.

## LIST OF DATA TABLES

### INCIDENTS

|                 |   |           |
|-----------------|---|-----------|
| <b>Table 1</b>  | Number of Use of Force Incidents by County of Initial Contact .....   | <b>11</b> |
| <b>Table 2A</b> | Reason for Initial Contact and Arrest Made per Incident .....   | <b>12</b> |
| <b>Table 2B</b> | Reason for Initial Contact and Arrest Made per Incident -<br>Percent Distribution by Reason for Contact ..... | <b>12</b> |
| <b>Table 3</b>  | Reason for Initial Contact by County .....  | <b>13</b> |
| <b>Table 4</b>  | Number of Involved Civilians and Involved Officers per Incident.....  | <b>15</b> |

### COMBINED CIVILIAN AND OFFICER

|                 |  |           |
|-----------------|--|-----------|
| <b>Table 5</b>  | Incidents with Multiple Locations or on a K-12 Campus .....                                      | <b>15</b> |
| <b>Table 6A</b> | Number of Incidents, Civilians, and Officers by<br>Single and Multiple Agency Incidents.....     | <b>15</b> |
| <b>Table 6B</b> | Number of Single Agency Incidents, Civilians, and Officers by<br>County and Jurisdiction .....   | <b>16</b> |
| <b>Table 6C</b> | Number of Multiple Agency Incidents, Civilians, and Officers by<br>County and Jurisdiction ..... | <b>24</b> |
| <b>Table 7</b>  | Number of Involved Civilians and Officers by<br>Gender, Age, and Race/Ethnic Group .....         | <b>27</b> |
| <b>Table 8A</b> | Number of Incidents, Civilians, and Officers by Type of Incident .....                           | <b>28</b> |
| <b>Table 8B</b> | Type of Force Received .....   | <b>29</b> |
| <b>Table 9</b>  | Number of Civilians and Officers Injured and the Medical Aid Received .....                      | <b>30</b> |

### CIVILIAN

|                 |   |           |
|-----------------|---|-----------|
| <b>Table 10</b> | By Race/Ethnic Group, Gender, and Age of Civilian.....                              | <b>31</b> |
| <b>Table 11</b> | Type of Force Received by<br>Gender of Civilian .....                               | <b>32</b> |
| <b>Table 12</b> | Type of Force Received by<br>Arrests Made and Race/Ethnic Group of Civilian.....    | <b>33</b> |
| <b>Table 13</b> | Type of Force Received by<br>Age of Civilian .....                                  | <b>34</b> |
| <b>Table 14</b> | Type of Force Received by<br>Civilian by Reason for Initial Contact .....           | <b>35</b> |
| <b>Table 15</b> | Type of Force Received by<br>Civilian and Civilian Perceived Armed by Officer ..... | <b>36</b> |



|                 |   |           |
|-----------------|---|-----------|
| <b>Table 16</b> | Type of Force Received by<br>Civilian and Civilian Confirmed Armed by Weapon and Firearm Type .....         | <b>37</b> |
| <b>Table 17</b> | Type of Force Received by<br>Civilian and Civilian Resistance .....   | <b>38</b> |
| <b>Table 18</b> | Observed Signs of Civilian’s Impairment or Disability by<br>Gender, Age, and Race/Ethnic Group .....        | <b>39</b> |
| <b>Table 19</b> | Observed Signs of Civilian’s Impairment or Disability by<br>Type of Force Received .....                    | <b>40</b> |
| <b>Table 20</b> | Type of Force and Injury Received by Civilian.....  | <b>41</b> |
| <b>Table 21</b> | Civilian Injury by Type.....  | <b>41</b> |
| <b>Table 22</b> | Civilians with Injury by County and Jurisdiction,<br>Gender, Age, and Race/Ethnic Group .....               | <b>42</b> |
| <b>Table 23</b> | Civilians with Serious Bodily Injury by<br>County and Jurisdiction, Gender, Age, and Race/Ethnic Group..... | <b>44</b> |
| <b>Table 24</b> | Deceased Civilians by County and Jurisdiction,<br>Gender, Age, and Race/Ethnic Group .....                  | <b>47</b> |
| <b>OFFICER</b>  |   |           |
| <b>Table 25</b> | By Race/Ethnic Group, Gender, and Age of Officer .....  | <b>50</b> |
| <b>Table 26</b> | Type of Force Received by Gender of Officer .....   | <b>51</b> |
| <b>Table 27</b> | Type of Force Received by Race/Ethnic Group of Officer .....  | <b>52</b> |
| <b>Table 28</b> | Type of Force Received by Age of Officer .....  | <b>53</b> |
| <b>Table 29</b> | Race/Ethnic Group of Involved Officer by Reason for Use of Force .....                                      | <b>54</b> |
| <b>Table 30</b> | Officer’s Designated Dress During Incident .....  | <b>54</b> |
| <b>Table 31</b> | Type of Force and Injury Received by Officer .....  | <b>55</b> |
| <b>Table 32</b> | Officer Injury by Type .....  | <b>55</b> |
| <b>Table 33</b> | Officers with Injury by County and Jurisdiction,<br>Gender, Age, and Race/Ethnic Group .....                | <b>56</b> |
| <b>Table 34</b> | Officers with Serious Bodily Injury by County and Jurisdiction,<br>Gender, Age, and Race/Ethnic Group ..... | <b>58</b> |
| <b>Table 35</b> | Deceased Officers by County and Jurisdiction,<br>Gender, Age, and Race/Ethnic Group .....                   | <b>60</b> |
| <b>OTHER</b>    |   |           |
| <b>Table 36</b> | Jurisdictions That Reported Zero Primary Incidents.....   | <b>61</b> |
| <b>Table 37</b> | Population Estimates and Sworn Law Enforcement Personnel by County .....                                    | <b>65</b> |
| <b>Appendix</b> | .....   | <b>66</b> |

Table 1  
**USE OF FORCE, 2023**  
 Number of Use of Force Incidents by County of Initial Contact

| County             | Number | Percent | County                | Number | Percent |
|--------------------|--------|---------|-----------------------|--------|---------|
| Statewide .....    | 638    | 100.0   |                       |        |         |
| Alameda .....      | 17     | 2.7     | Placer .....          | 6      | 0.9     |
| Alpine .....       | 0      | 0.0     | Plumas .....          | 1      | 0.2     |
| Amador .....       | 2      | 0.3     | Riverside .....       | 50     | 7.8     |
| Butte .....        | 3      | 0.5     | Sacramento .....      | 35     | 5.5     |
| Calaveras .....    | 0      | 0.0     | San Benito .....      | 0      | 0.0     |
| Colusa .....       | 0      | 0.0     | San Bernardino .....  | 52     | 8.2     |
| Contra Costa ..... | 17     | 2.7     | San Diego .....       | 49     | 7.7     |
| Del Norte .....    | 1      | 0.2     | San Francisco .....   | 0      | 0.0     |
| El Dorado .....    | 1      | 0.2     | San Joaquin .....     | 11     | 1.7     |
| Fresno .....       | 18     | 2.8     | San Luis Obispo ..... | 2      | 0.3     |
| Glenn .....        | 1      | 0.2     | San Mateo .....       | 16     | 2.5     |
| Humboldt .....     | 3      | 0.5     | Santa Barbara .....   | 1      | 0.2     |
| Imperial .....     | 3      | 0.5     | Santa Clara .....     | 24     | 3.8     |
| Inyo .....         | 0      | 0.0     | Santa Cruz .....      | 2      | 0.3     |
| Kern .....         | 24     | 3.8     | Shasta .....          | 12     | 1.9     |
| Kings .....        | 14     | 2.2     | Sierra .....          | 1      | 0.2     |
| Lake .....         | 1      | 0.2     | Siskiyou .....        | 3      | 0.5     |
| Lassen .....       | 1      | 0.2     | Solano .....          | 11     | 1.7     |
| Los Angeles .....  | 165    | 25.9    | Sonoma .....          | 8      | 1.3     |
| Madera .....       | 0      | 0.0     | Stanislaus .....      | 3      | 0.5     |
| Marin .....        | 3      | 0.5     | Sutter .....          | 1      | 0.2     |
| Mariposa .....     | 1      | 0.2     | Tehama .....          | 2      | 0.3     |
| Mendocino .....    | 1      | 0.2     | Trinity .....         | 0      | 0.0     |
| Merced .....       | 6      | 0.9     | Tulare .....          | 10     | 1.6     |
| Modoc .....        | 0      | 0.0     | Tuolumne .....        | 1      | 0.2     |
| Mono .....         | 1      | 0.2     | Ventura .....         | 8      | 1.3     |
| Monterey .....     | 6      | 0.9     | Yolo .....            | 1      | 0.2     |
| Napa .....         | 3      | 0.5     | Yuba .....            | 1      | 0.2     |
| Nevada .....       | 1      | 0.2     |                       |        |         |
| Orange .....       | 34     | 5.3     |                       |        |         |

Notes: Percentages may not add to 100.0 because of rounding.  
 California Highway Patrol (CHP) incidents are included within the county where each occurred.

Table 2A

**USE OF FORCE, 2023**

Reason for Initial Contact and Arrest Made per Incident

| Reason for initial contact                          | Number | Percent | Arrest made |         | No arrest made |         |
|---|--------|---------|-------------|---------|----------------|---------|
|   |        |         | Number      | Percent | Number         | Percent |
| Total .....   | 638    | 100.0   | 482         | 100.0   | 156            | 100.0   |
| Follow up investigation .....                       | 46     | 7.2     | 31          | 6.4     | 15             | 9.6     |
| Mass demonstration .....                            | 1      | 0.2     | 1           | 0.2     | 0              | 0.0     |
| Medical, mental health, or welfare assistance ..... | 25     | 3.9     | 16          | 3.3     | 9              | 5.8     |
| Response to unlawful or suspicious activity .....   | 331    | 51.9    | 259         | 53.7    | 72             | 46.2    |
| Routine patrol other than traffic stop .....        | 68     | 10.7    | 57          | 11.8    | 11             | 7.1     |
| Service of a court order .....                      | 2      | 0.3     | 2           | 0.4     | 0              | 0.0     |
| Traffic stop .....                                  | 76     | 11.9    | 62          | 12.9    | 14             | 9.0     |
| Warrant service .....                               | 22     | 3.4     | 15          | 3.1     | 7              | 4.5     |
| Other .....   | 61     | 9.6     | 38          | 7.9     | 23             | 14.7    |
| Unknown <sup>1</sup> .....                          | 6      | 0.9     | 1           | 0.2     | 5              | 3.2     |

Note: Percentages may not add to 100.0 because of rounding.

<sup>1</sup>Unknown denotes that information was not available at the time of reporting or the agency's investigation is still pending.

Table 2B

**USE OF FORCE, 2023**Reason for Initial Contact and Arrest Made per Incident  
Percent Distribution by Reason for Contact

| Reason for initial contact                          | Number | Percent | Arrest made |         | No arrest made |         |
|---|--------|---------|-------------|---------|----------------|---------|
|   |        |         | Number      | Percent | Number         | Percent |
| Total .....   | 638    | 100.0   | 482         | 75.5    | 156            | 24.5    |
| Follow up investigation .....                       | 46     | 100.0   | 31          | 67.4    | 15             | 32.6    |
| Mass demonstration .....                            | 1      | 100.0   | 1           | 100.0   | 0              | 0.0     |
| Medical, mental health, or welfare assistance ..... | 25     | 100.0   | 16          | 64.0    | 9              | 36.0    |
| Response to unlawful or suspicious activity .....   | 331    | 100.0   | 259         | 78.2    | 72             | 21.8    |
| Routine patrol other than traffic stop .....        | 68     | 100.0   | 57          | 83.8    | 11             | 16.2    |
| Service of a court order .....                      | 2      | 100.0   | 2           | 100.0   | 0              | 0.0     |
| Traffic stop .....                                  | 76     | 100.0   | 62          | 81.6    | 14             | 18.4    |
| Warrant service .....                               | 22     | 100.0   | 15          | 68.2    | 7              | 31.8    |
| Other .....   | 61     | 100.0   | 38          | 62.3    | 23             | 37.7    |
| Unknown <sup>1</sup> .....                          | 6      | 100.0   | 1           | 16.7    | 5              | 83.3    |

Note: Percentages may not add to 100.0 because of rounding.

<sup>1</sup>Unknown denotes that information was not available at the time of reporting or the agency's investigation is still pending.

Table 3  
**USE OF FORCE, 2023**  
Reason for Initial Contact by County

| County             | Total | Reason for initial contact |                    |   |   |  |                          |              |                 |       |                      |
|--------------------|-------|----------------------------|--------------------|---|---|--|--------------------------|--------------|-----------------|-------|----------------------|
|                    |       | Follow up investigation    | Mass demonstration | Medical, mental health, or welfare assistance | Response to unlawful or suspicious activity | Routine patrol other than traffic stop | Service of a court order | Traffic stop | Warrant service | Other | Unknown <sup>1</sup> |
| Total .....        | 638   | 46                         | 1                  | 25  | 331   | 68                                     | 2                        | 76           | 22              | 61    | 6                    |
| Alameda .....      | 17    | 0                          | 0                  | 0   | 6   | 5                                      | 0                        | 3            | 0               | 3     | 0                    |
| Alpine .....       | 0     | 0                          | 0                  | 0   | 0   | 0                                      | 0                        | 0            | 0               | 0     | 0                    |
| Amador .....       | 2     | 0                          | 0                  | 0   | 0   | 1                                      | 0                        | 0            | 1               | 0     | 0                    |
| Butte .....        | 3     | 1                          | 0                  | 1   | 1   | 0                                      | 0                        | 0            | 0               | 0     | 0                    |
| Calaveras .....    | 0     | 0                          | 0                  | 0   | 0   | 0                                      | 0                        | 0            | 0               | 0     | 0                    |
| Colusa .....       | 0     | 0                          | 0                  | 0   | 0   | 0                                      | 0                        | 0            | 0               | 0     | 0                    |
| Contra Costa ..... | 17    | 0                          | 0                  | 1   | 12  | 0                                      | 0                        | 3            | 1               | 0     | 0                    |
| Del Norte .....    | 1     | 0                          | 0                  | 0   | 1   | 0                                      | 0                        | 0            | 0               | 0     | 0                    |
| El Dorado .....    | 1     | 0                          | 0                  | 0   | 0   | 0                                      | 0                        | 0            | 1               | 0     | 0                    |
| Fresno .....       | 18    | 0                          | 0                  | 0   | 14  | 2                                      | 0                        | 2            | 0               | 0     | 0                    |
| Glenn .....        | 1     | 0                          | 0                  | 0   | 0   | 0                                      | 0                        | 1            | 0               | 0     | 0                    |
| Humboldt .....     | 3     | 0                          | 0                  | 0   | 0   | 0                                      | 0                        | 3            | 0               | 0     | 0                    |
| Imperial .....     | 3     | 0                          | 0                  | 2   | 1   | 0                                      | 0                        | 0            | 0               | 0     | 0                    |
| Inyo .....         | 0     | 0                          | 0                  | 0   | 0   | 0                                      | 0                        | 0            | 0               | 0     | 0                    |
| Kern .....         | 24    | 0                          | 0                  | 1   | 12  | 1                                      | 0                        | 4            | 4               | 2     | 0                    |
| Kings .....        | 14    | 0                          | 0                  | 1   | 6   | 2                                      | 0                        | 3            | 1               | 1     | 0                    |
| Lake .....         | 1     | 0                          | 0                  | 0   | 0   | 0                                      | 0                        | 0            | 0               | 1     | 0                    |
| Lassen .....       | 1     | 0                          | 0                  | 0   | 1   | 0                                      | 0                        | 0            | 0               | 0     | 0                    |
| Los Angeles .....  | 165   | 20                         | 1                  | 2   | 70  | 22                                     | 1                        | 17           | 6               | 25    | 1                    |
| Madera .....       | 0     | 0                          | 0                  | 0   | 0   | 0                                      | 0                        | 0            | 0               | 0     | 0                    |
| Marin .....        | 3     | 0                          | 0                  | 0   | 2   | 0                                      | 0                        | 0            | 0               | 1     | 0                    |
| Mariposa .....     | 1     | 0                          | 0                  | 0   | 1   | 0                                      | 0                        | 0            | 0               | 0     | 0                    |
| Mendocino .....    | 1     | 0                          | 0                  | 0   | 0   | 0                                      | 0                        | 1            | 0               | 0     | 0                    |
| Merced .....       | 6     | 0                          | 0                  | 0   | 5   | 0                                      | 0                        | 1            | 0               | 0     | 0                    |
| Modoc .....        | 0     | 0                          | 0                  | 0   | 0   | 0                                      | 0                        | 0            | 0               | 0     | 0                    |
| Mono .....         | 1     | 0                          | 0                  | 0   | 0   | 0                                      | 0                        | 1            | 0               | 0     | 0                    |
| Monterey .....     | 6     | 0                          | 0                  | 0   | 2   | 1                                      | 0                        | 2            | 0               | 1     | 0                    |
| Napa .....         | 3     | 0                          | 0                  | 0   | 3   | 0                                      | 0                        | 0            | 0               | 0     | 0                    |
| Nevada .....       | 1     | 0                          | 0                  | 0   | 1   | 0                                      | 0                        | 0            | 0               | 0     | 0                    |
| Orange .....       | 34    | 2                          | 0                  | 1   | 25  | 2                                      | 0                        | 3            | 0               | 1     | 0                    |

(continued)

Table 3 - continued  
**USE OF FORCE, 2023**  
Reason for Initial Contact by County

| County               | Total | Reason for initial contact |                    |   |   |  |                          |              |                 |       |                      |   |    |   |
|----------------------|-------|----------------------------|--------------------|---|---|--|--------------------------|--------------|-----------------|-------|----------------------|---|----|---|
|                      |       | Follow up investigation    | Mass demonstration | Medical, mental health, or welfare assistance | Response to unlawful or suspicious activity | Routine patrol other than traffic stop | Service of a court order | Traffic stop | Warrant service | Other | Unknown <sup>1</sup> |   |    |   |
| Placer               | 6     | 0                          | 0                  | 1   | 2   | 0                                      | 1                        | 0            | 0               | 1     | 2                    | 0 | 0  | 0 |
| Plumas               | 1     | 0                          | 0                  | 0   | 0   | 0                                      | 0                        | 0            | 0               | 0     | 0                    | 0 | 1  | 0 |
| Riverside            | 50    | 5                          | 0                  | 4   | 19  | 14                                     | 0                        | 0            | 0               | 0     | 3                    | 1 | 3  | 1 |
| Sacramento           | 35    | 2                          | 0                  | 4   | 20  | 2                                      | 0                        | 0            | 0               | 0     | 4                    | 1 | 2  | 0 |
| San Benito           | 0     | 0                          | 0                  | 0   | 0   | 0                                      | 0                        | 0            | 0               | 0     | 0                    | 0 | 0  | 0 |
| San Bernardino       | 52    | 12                         | 0                  | 0   | 14  | 2                                      | 0                        | 0            | 0               | 0     | 11                   | 1 | 10 | 2 |
| San Diego            | 49    | 2                          | 0                  | 1   | 31  | 4                                      | 0                        | 0            | 0               | 0     | 5                    | 1 | 5  | 0 |
| San Francisco        | 0     | 0                          | 0                  | 0   | 0   | 0                                      | 0                        | 0            | 0               | 0     | 0                    | 0 | 0  | 0 |
| San Joaquin          | 11    | 1                          | 0                  | 1   | 8   | 0                                      | 0                        | 0            | 0               | 0     | 0                    | 1 | 0  | 0 |
| San Luis Obispo      | 2     | 0                          | 0                  | 0   | 2   | 0                                      | 0                        | 0            | 0               | 0     | 0                    | 0 | 0  | 0 |
| San Mateo            | 16    | 0                          | 0                  | 0   | 15  | 0                                      | 0                        | 0            | 0               | 0     | 0                    | 1 | 0  | 0 |
| Santa Barbara        | 1     | 0                          | 0                  | 0   | 1   | 0                                      | 0                        | 0            | 0               | 0     | 0                    | 0 | 0  | 0 |
| Santa Clara          | 24    | 1                          | 0                  | 2   | 13  | 1                                      | 0                        | 0            | 0               | 0     | 3                    | 0 | 4  | 0 |
| Santa Cruz           | 2     | 0                          | 0                  | 0   | 2   | 0                                      | 0                        | 0            | 0               | 0     | 0                    | 0 | 0  | 0 |
| Shasta               | 12    | 0                          | 0                  | 0   | 8   | 0                                      | 0                        | 0            | 0               | 0     | 0                    | 0 | 0  | 0 |
| Sierra               | 1     | 0                          | 0                  | 0   | 1   | 0                                      | 0                        | 0            | 0               | 0     | 0                    | 0 | 0  | 0 |
| Siskiyou             | 3     | 0                          | 0                  | 0   | 2   | 0                                      | 0                        | 0            | 0               | 0     | 0                    | 0 | 0  | 1 |
| Solano               | 11    | 0                          | 0                  | 0   | 9   | 1                                      | 0                        | 0            | 0               | 0     | 1                    | 0 | 0  | 0 |
| Sonoma               | 8     | 0                          | 0                  | 0   | 7   | 1                                      | 0                        | 0            | 0               | 0     | 0                    | 0 | 0  | 0 |
| Stanislaus           | 3     | 0                          | 0                  | 0   | 2   | 1                                      | 0                        | 0            | 0               | 0     | 0                    | 0 | 0  | 0 |
| Sutter               | 1     | 0                          | 0                  | 0   | 1   | 0                                      | 0                        | 0            | 0               | 0     | 0                    | 0 | 0  | 0 |
| Tehama               | 2     | 0                          | 0                  | 0   | 1   | 1                                      | 0                        | 0            | 0               | 0     | 0                    | 0 | 0  | 0 |
| Trinity              | 0     | 0                          | 0                  | 0   | 0   | 0                                      | 0                        | 0            | 0               | 0     | 0                    | 0 | 0  | 0 |
| Tulare               | 10    | 0                          | 0                  | 1   | 5   | 1                                      | 0                        | 0            | 0               | 0     | 1                    | 1 | 1  | 0 |
| Tuolumne             | 1     | 0                          | 0                  | 0   | 0   | 0                                      | 0                        | 0            | 0               | 0     | 1                    | 0 | 0  | 0 |
| Ventura              | 8     | 0                          | 0                  | 1   | 5   | 0                                      | 0                        | 0            | 0               | 0     | 0                    | 1 | 0  | 1 |
| Yolo                 | 1     | 0                          | 0                  | 0   | 0   | 0                                      | 0                        | 0            | 0               | 0     | 1                    | 0 | 0  | 0 |
| Yuba                 | 1     | 0                          | 0                  | 1   | 0   | 0                                      | 0                        | 0            | 0               | 0     | 0                    | 0 | 0  | 0 |
| Unknown <sup>1</sup> | 0     | 0                          | 0                  | 0   | 0   | 0                                      | 0                        | 0            | 0               | 0     | 0                    | 0 | 0  | 0 |

Notes: California Highway Patrol (CHP) incidents are included within the county where each occurred.

<sup>1</sup>Unknown denotes that information was not available at the time of reporting or the agency's investigation is still pending.



Table 4  
**USE OF FORCE, 2023**  
 Number of Involved Civilians and Involved Officers per Incident

| Number of involved officers | Total | Number of involved civilians |    |   |   |            |
|-----------------------------|-------|------------------------------|----|---|---|------------|
|                             |       | 1                            | 2  | 3 | 4 | 5 and over |
| Total .....                 | 638   | 624                          | 10 | 3 | 0 | 1          |
| 1 .....                     | 310   | 303                          | 5  | 1 | 0 | 1          |
| 2 .....                     | 145   | 143                          | 2  | 0 | 0 | 0          |
| 3 .....                     | 69    | 67                           | 1  | 1 | 0 | 0          |
| 4 .....                     | 52    | 51                           | 1  | 0 | 0 | 0          |
| 5 .....                     | 29    | 29                           | 0  | 0 | 0 | 0          |
| 6 .....                     | 16    | 15                           | 1  | 0 | 0 | 0          |
| 7 .....                     | 7     | 7                            | 0  | 0 | 0 | 0          |
| 8 and over .....            | 10    | 9                            | 0  | 1 | 0 | 0          |

Table 5  
**USE OF FORCE, 2023**  
 Incidents on a K-12 Campus

| Yes/No      | Number of incidents | Number of involved civilians | Number of involved officers |
|-------------|---------------------|------------------------------|-----------------------------|
| Total ..... | 638                 | 658                          | 1,406                       |
| Yes .....   | 1                   | 1                            | 1                           |
| No .....    | 637                 | 657                          | 1,405                       |

Table 6A  
**USE OF FORCE, 2023**  
 Number of Incidents, Civilians, and Officers by Single and Multiple Agency Incidents

| Agencies involved               | Number of incidents | Number of involved civilians | Number of involved officers |
|---------------------------------|---------------------|------------------------------|-----------------------------|
| Total .....                     | 638                 | 658                          | 1,406                       |
| Single agency incidents .....   | 627                 | 647                          | 1,343                       |
| Multiple agency incidents ..... | 11                  | 11                           | 63                          |

Table 6B  
**USE OF FORCE, 2023**

Number of Single Agency Incidents, Civilians, and Officers by County and Jurisdiction

| County and jurisdiction       | Number of incidents | Number of involved civilians | Number of involved officers |
|-------------------------------|---------------------|------------------------------|-----------------------------|
| Total .....                   | 627                 | 647                          | 1,343                       |
| Alameda County .....          | 11                  | 11                           | 40                          |
| Sheriff's Dept .....          | 5                   | 5                            | 28                          |
| Berkeley .....                | 2                   | 2                            | 6                           |
| Emeryville .....              | 1                   | 1                            | 1                           |
| Hayward .....                 | 1                   | 1                            | 2                           |
| Oakland .....                 | 2                   | 2                            | 3                           |
| Alpine County .....           | 0                   | 0                            | 0                           |
| Amador County .....           | 1                   | 1                            | 1                           |
| Sheriff's Dept .....          | 1                   | 1                            | 1                           |
| Butte County .....            | 3                   | 3                            | 6                           |
| Chico .....                   | 2                   | 2                            | 3                           |
| Gridley .....                 | 1                   | 1                            | 3                           |
| Calaveras County .....        | 0                   | 0                            | 0                           |
| Colusa County .....           | 0                   | 0                            | 0                           |
| Contra Costa County .....     | 13                  | 14                           | 31                          |
| Antioch .....                 | 2                   | 2                            | 8                           |
| Contra Costa Comm. Coll. .... | 1                   | 1                            | 1                           |
| Hercules .....                | 6                   | 6                            | 14                          |
| Martinez .....                | 1                   | 2                            | 4                           |
| Pleasant Hill .....           | 1                   | 1                            | 1                           |
| Richmond .....                | 1                   | 1                            | 2                           |
| San Pablo .....               | 1                   | 1                            | 1                           |
| Del Norte County .....        | 0                   | 0                            | 0                           |
| El Dorado County .....        | 1                   | 1                            | 3                           |
| Sheriff's Dept .....          | 1                   | 1                            | 3                           |
| Fresno County .....           | 18                  | 19                           | 34                          |
| Sheriff's Dept .....          | 3                   | 3                            | 6                           |
| Fresno .....                  | 6                   | 6                            | 13                          |

(continued)

Table 6B - continued  
**USE OF FORCE, 2023**

Number of Single Agency Incidents, Civilians, and Officers by County and Jurisdiction

| County and jurisdiction   | Number of incidents | Number of involved civilians | Number of involved officers |
|---------------------------|---------------------|------------------------------|-----------------------------|
| Fresno County - continued |                     |                              |                             |
| Reedley .....             | 2                   | 2                            | 4                           |
| Sanger .....              | 4                   | 5                            | 5                           |
| Selma .....               | 3                   | 3                            | 6                           |
| Glenn County .....        | 0                   | 0                            | 0                           |
| Humboldt County .....     | 2                   | 3                            | 5                           |
| Sheriff's Dept .....      | 1                   | 2                            | 3                           |
| Eureka .....              | 1                   | 1                            | 2                           |
| Imperial County .....     | 3                   | 3                            | 4                           |
| Brawley .....             | 1                   | 1                            | 2                           |
| El Centro .....           | 2                   | 2                            | 2                           |
| Inyo County .....         | 0                   | 0                            | 0                           |
| Kern County .....         | 21                  | 21                           | 57                          |
| Sheriff's Dept .....      | 1                   | 1                            | 1                           |
| Probation Dept .....      | 1                   | 1                            | 6                           |
| Bakersfield .....         | 18                  | 18                           | 49                          |
| Ridgecrest .....          | 1                   | 1                            | 1                           |
| Kings County .....        | 14                  | 14                           | 16                          |
| Sheriff's Dept .....      | 4                   | 4                            | 4                           |
| Hanford .....             | 10                  | 10                           | 12                          |
| Lake County .....         | 1                   | 1                            | 1                           |
| Sheriff's Dept .....      | 1                   | 1                            | 1                           |
| Lassen County .....       | 1                   | 1                            | 1                           |
| Sheriff's Dept .....      | 1                   | 1                            | 1                           |
| Los Angeles County .....  | 152                 | 160                          | 366                         |
| Sheriff's Dept .....      | 47                  | 47                           | 107                         |
| Alhambra .....            | 2                   | 2                            | 2                           |
| Arcadia .....             | 1                   | 1                            | 1                           |
| Beverly Hills .....       | 2                   | 2                            | 3                           |
| Brentwood .....           | 1                   | 1                            | 3                           |
| Burbank .....             | 3                   | 3                            | 11                          |

(continued)

Table 6B - continued  
**USE OF FORCE, 2023**

Number of Single Agency Incidents, Civilians, and Officers by County and Jurisdiction

| County and jurisdiction                   | Number of incidents | Number of involved civilians | Number of involved officers |
|---|---------------------|------------------------------|-----------------------------|
| Los Angeles County - continued            |                     |                              |                             |
| Culver City .....                         | 1                   | 1                            | 1                           |
| Gardena .....                             | 1                   | 1                            | 1                           |
| Glendale .....                            | 2                   | 2                            | 3                           |
| Huntington Park .....                     | 3                   | 3                            | 10                          |
| Inglewood .....                           | 1                   | 1                            | 1                           |
| Long Beach .....                          | 5                   | 5                            | 7                           |
| Los Angeles .....                         | 72                  | 80                           | 196                         |
| Montclair <sup>1</sup> .....              | 1                   | 1                            | 1                           |
| Monterey Park .....                       | 1                   | 1                            | 3                           |
| San Fernando .....                        | 1                   | 1                            | 4                           |
| Santa Monica .....                        | 3                   | 3                            | 5                           |
| South Gate .....                          | 1                   | 1                            | 1                           |
| Ventura Sheriff's Dept <sup>1</sup> ..... | 1                   | 1                            | 2                           |
| Whittier .....                            | 3                   | 3                            | 4                           |
| Madera County .....                       | 0                   | 0                            | 0                           |
| Marin County .....                        | 3                   | 3                            | 3                           |
| Sheriff's Dept .....                      | 1                   | 1                            | 1                           |
| Ross .....                                | 1                   | 1                            | 1                           |
| Tiburon .....                             | 1                   | 1                            | 1                           |
| Mariposa County .....                     | 1                   | 1                            | 1                           |
| Sheriff's Dept .....                      | 1                   | 1                            | 1                           |
| Mendocino County .....                    | 0                   | 0                            | 0                           |
| Merced County .....                       | 6                   | 6                            | 8                           |
| Sheriff's Dept .....                      | 3                   | 3                            | 4                           |
| Livingston .....                          | 1                   | 1                            | 1                           |
| Los Banos .....                           | 1                   | 1                            | 1                           |
| Merced .....                              | 1                   | 1                            | 2                           |
| Modoc County .....                        | 0                   | 0                            | 0                           |
| Mono County .....                         | 1                   | 1                            | 1                           |
| Mammoth Lakes .....                       | 1                   | 1                            | 1                           |

(continued)

Table 6B - continued  
**USE OF FORCE, 2023**

Number of Single Agency Incidents, Civilians, and Officers by County and Jurisdiction

| County and jurisdiction                      | Number of incidents | Number of involved civilians | Number of involved officers |
|--|---------------------|------------------------------|-----------------------------|
| Monterey County .....                        | 6                   | 6                            | 10                          |
| Sheriff's Dept .....                         | 1                   | 1                            | 5                           |
| Salinas .....                                | 5                   | 5                            | 5                           |
| Napa County .....                            | 3                   | 3                            | 3                           |
| Sheriff's Dept .....                         | 2                   | 2                            | 2                           |
| Napa .....                                   | 1                   | 1                            | 1                           |
| Nevada County .....                          | 1                   | 1                            | 4                           |
| Grass Valley .....                           | 1                   | 1                            | 4                           |
| Orange County .....                          | 34                  | 34                           | 81                          |
| Sheriff's Dept .....                         | 7                   | 7                            | 25                          |
| Anaheim .....                                | 10                  | 10                           | 22                          |
| Corona <sup>1</sup> .....                    | 1                   | 1                            | 5                           |
| Fullerton .....                              | 2                   | 2                            | 6                           |
| Huntington Beach .....                       | 3                   | 3                            | 3                           |
| La Habra .....                               | 1                   | 1                            | 1                           |
| Los Alamitos .....                           | 1                   | 1                            | 3                           |
| Newport Beach .....                          | 3                   | 3                            | 7                           |
| Placentia .....                              | 1                   | 1                            | 1                           |
| Santa Ana .....                              | 2                   | 2                            | 3                           |
| Seal Beach .....                             | 1                   | 1                            | 2                           |
| Tustin .....                                 | 1                   | 1                            | 2                           |
| Westminster .....                            | 1                   | 1                            | 1                           |
| Placer County .....                          | 5                   | 5                            | 11                          |
| Sheriff's Dept .....                         | 2                   | 2                            | 5                           |
| Rocklin .....                                | 1                   | 1                            | 4                           |
| Roseville .....                              | 1                   | 1                            | 1                           |
| Sacramento Sheriff's Dept <sup>1</sup> ..... | 1                   | 1                            | 1                           |
| Plumas County .....                          | 0                   | 0                            | 0                           |
| Riverside County .....                       | 45                  | 47                           | 87                          |
| Sheriff's Dept .....                         | 21                  | 22                           | 36                          |
| Beaumont .....                               | 2                   | 3                            | 8                           |
| Cathedral City .....                         | 1                   | 1                            | 1                           |
| Corona .....                                 | 1                   | 1                            | 1                           |
| Hemet .....                                  | 6                   | 6                            | 10                          |

(continued)



Table 6B - continued  
**USE OF FORCE, 2023**

Number of Single Agency Incidents, Civilians, and Officers by County and Jurisdiction

| County and jurisdiction                          | Number of incidents | Number of involved civilians | Number of involved officers |
|--|---------------------|------------------------------|-----------------------------|
| Riverside County - continued                     |                     |                              |                             |
| Menifee .....                                    | 2                   | 2                            | 4                           |
| Ontario .....                                    | 1                   | 1                            | 2                           |
| Riverside .....                                  | 10                  | 10                           | 23                          |
| San Bernardino Sheriff's Dept <sup>1</sup> ..... | 1                   | 1                            | 2                           |
| Sacramento County .....                          | 32                  | 32                           | 54                          |
| Sheriff's Dept .....                             | 16                  | 16                           | 26                          |
| Elk Grove .....                                  | 2                   | 2                            | 4                           |
| Folsom .....                                     | 1                   | 1                            | 3                           |
| Sacramento .....                                 | 13                  | 13                           | 21                          |
| San Benito County .....                          | 0                   | 0                            | 0                           |
| San Bernardino County .....                      | 51                  | 52                           | 96                          |
| Sheriff's Dept .....                             | 18                  | 18                           | 33                          |
| Chino .....                                      | 1                   | 2                            | 1                           |
| Fontana .....                                    | 3                   | 3                            | 9                           |
| Montclair .....                                  | 2                   | 2                            | 2                           |
| Ontario .....                                    | 8                   | 8                            | 12                          |
| Redlands .....                                   | 1                   | 1                            | 1                           |
| Rialto .....                                     | 1                   | 1                            | 1                           |
| San Bernardino .....                             | 17                  | 17                           | 37                          |
| San Diego County .....                           | 47                  | 47                           | 131                         |
| Sheriff's Dept .....                             | 25                  | 25                           | 98                          |
| Carlsbad .....                                   | 2                   | 2                            | 2                           |
| Chula Vista .....                                | 5                   | 5                            | 6                           |
| Escondido .....                                  | 1                   | 1                            | 2                           |
| La Mesa .....                                    | 1                   | 1                            | 1                           |
| Oceanside .....                                  | 1                   | 1                            | 1                           |
| San Diego .....                                  | 12                  | 12                           | 21                          |
| San Francisco County .....                       | 0                   | 0                            | 0                           |
| San Joaquin County .....                         | 11                  | 13                           | 26                          |
| Sheriff's Dept .....                             | 4                   | 4                            | 5                           |
| Stockton .....                                   | 5                   | 5                            | 17                          |
| Tracy .....                                      | 2                   | 4                            | 4                           |

(continued)

Table 6B - continued  
**USE OF FORCE, 2023**

Number of Single Agency Incidents, Civilians, and Officers by County and Jurisdiction

| County and jurisdiction                | Number of incidents | Number of involved civilians | Number of involved officers |
|--|---------------------|------------------------------|-----------------------------|
| San Luis Obispo County .....           | 2                   | 2                            | 3                           |
| Atascadero .....                       | 1                   | 1                            | 1                           |
| Pismo Beach .....                      | 1                   | 1                            | 2                           |
| San Mateo County .....                 | 15                  | 16                           | 28                          |
| Daly City .....                        | 3                   | 3                            | 4                           |
| Palo Alto .....                        | 2                   | 2                            | 3                           |
| San Francisco <sup>1</sup> .....       | 9                   | 10                           | 18                          |
| South San Francisco .....              | 1                   | 1                            | 3                           |
| Santa Barbara County .....             | 1                   | 1                            | 1                           |
| Lompoc .....                           | 1                   | 1                            | 1                           |
| Santa Clara County .....               | 23                  | 23                           | 48                          |
| Sheriff's Dept .....                   | 3                   | 3                            | 4                           |
| Gilroy .....                           | 1                   | 1                            | 2                           |
| Morgan Hill .....                      | 1                   | 1                            | 1                           |
| San Jose .....                         | 15                  | 15                           | 32                          |
| Santa Clara .....                      | 3                   | 3                            | 9                           |
| Santa Cruz County .....                | 1                   | 1                            | 2                           |
| Santa Cruz .....                       | 1                   | 1                            | 2                           |
| Shasta County .....                    | 11                  | 11                           | 36                          |
| Redding .....                          | 11                  | 11                           | 36                          |
| Sierra County .....                    | 1                   | 1                            | 2                           |
| Sheriff's Dept .....                   | 1                   | 1                            | 2                           |
| Siskiyou County .....                  | 3                   | 4                            | 3                           |
| Mount Shasta .....                     | 1                   | 2                            | 1                           |
| Yreka .....                            | 2                   | 2                            | 2                           |
| Solano County .....                    | 11                  | 11                           | 13                          |
| Sheriff's Dept .....                   | 1                   | 1                            | 1                           |
| Fairfield .....                        | 1                   | 1                            | 1                           |
| Napa Sheriff's Dept <sup>1</sup> ..... | 1                   | 1                            | 2                           |
| Vacaville .....                        | 1                   | 1                            | 1                           |
| Vallejo .....                          | 7                   | 7                            | 8                           |

(continued)

Table 6B - continued  
**USE OF FORCE, 2023**

Number of Single Agency Incidents, Civilians, and Officers by County and Jurisdiction

| County and jurisdiction         | Number of incidents | Number of involved civilians | Number of involved officers |
|---------------------------------|---------------------|------------------------------|-----------------------------|
| Sonoma County .....             | 7                   | 7                            | 9                           |
| Rohnert Park .....              | 3                   | 3                            | 5                           |
| Santa Rosa .....                | 4                   | 4                            | 4                           |
| Stanislaus County .....         | 3                   | 3                            | 4                           |
| Sheriff's Dept .....            | 1                   | 1                            | 2                           |
| Modesto .....                   | 1                   | 1                            | 1                           |
| Turlock .....                   | 1                   | 1                            | 1                           |
| Sutter County .....             | 1                   | 1                            | 2                           |
| Sheriff's Dept .....            | 1                   | 1                            | 2                           |
| Tehama County .....             | 1                   | 1                            | 1                           |
| Red Bluff .....                 | 1                   | 1                            | 1                           |
| Trinity County .....            | 0                   | 0                            | 0                           |
| Tulare County .....             | 9                   | 9                            | 15                          |
| Porterville .....               | 1                   | 1                            | 1                           |
| Tulare .....                    | 8                   | 8                            | 14                          |
| Tuolumne County .....           | 0                   | 0                            | 0                           |
| Ventura County .....            | 8                   | 8                            | 16                          |
| Sheriff's Dept .....            | 2                   | 2                            | 2                           |
| Oxnard .....                    | 6                   | 6                            | 14                          |
| Yolo County .....               | 1                   | 1                            | 3                           |
| Davis .....                     | 1                   | 1                            | 3                           |
| Yuba County .....               | 1                   | 1                            | 1                           |
| Sheriff's Dept .....            | 1                   | 1                            | 1                           |
| California Highway Patrol ..... | 41                  | 43                           | 75                          |
| Alameda .....                   | 4                   | 4                            | 6                           |

(continued)

Table 6B - continued

**USE OF FORCE, 2023**

Number of Single Agency Incidents, Civilians, and Officers by County and Jurisdiction

| County and jurisdiction               | Number of incidents | Number of involved civilians | Number of involved officers |
|---------------------------------------|---------------------|------------------------------|-----------------------------|
| California Highway Patrol - continued |                     |                              |                             |
| Contra Costa .....                    | 3                   | 3                            | 4                           |
| Del Norte .....                       | 1                   | 1                            | 1                           |
| Glenn .....                           | 1                   | 1                            | 1                           |
| Humboldt .....                        | 1                   | 1                            | 1                           |
| Kern .....                            | 1                   | 2                            | 2                           |
| Los Angeles .....                     | 13                  | 14                           | 23                          |
| Mendocino .....                       | 1                   | 1                            | 1                           |
| Plumas .....                          | 1                   | 1                            | 1                           |
| Riverside .....                       | 4                   | 4                            | 10                          |
| Sacramento .....                      | 2                   | 2                            | 5                           |
| San Bernardino .....                  | 1                   | 1                            | 3                           |
| San Diego .....                       | 1                   | 1                            | 1                           |
| San Mateo .....                       | 1                   | 1                            | 6                           |
| Santa Cruz .....                      | 1                   | 1                            | 1                           |
| Shasta .....                          | 1                   | 1                            | 1                           |
| Sonoma .....                          | 1                   | 1                            | 5                           |
| Tehama .....                          | 1                   | 1                            | 1                           |
| Tulare .....                          | 1                   | 1                            | 1                           |
| Tuolumne .....                        | 1                   | 1                            | 1                           |

<sup>1</sup>Jurisdictions are listed under the county where the incident occurred.

Table 6C  
**USE OF FORCE, 2023**

Number of Multiple Agency Incidents, Civilians, and Officers by County and Jurisdiction

| County and jurisdiction                      | Number of incidents | Number of involved civilians | Number of involved officers |
|--|---------------------|------------------------------|-----------------------------|
| Total .....                                  | 11                  | 11                           | 63                          |
| Alameda County .....                         | 2                   | 2                            | 8                           |
| Newark .....                                 | 1                   | 1                            | 1                           |
| Fremont .....                                | -                   | -                            | 5                           |
| California Highway Patrol <sup>1</sup> ..... | 1                   | 1                            | 1                           |
| Sheriff's Dept .....                         | -                   | -                            | 1                           |
| Alpine County .....                          | 0                   | 0                            | 0                           |
| Amador County .....                          | 1                   | 1                            | 2                           |
| Jackson .....                                | 1                   | 1                            | 1                           |
| Sutter Creek .....                           | -                   | -                            | 1                           |
| Butte County .....                           | 0                   | 0                            | 0                           |
| Calaveras County .....                       | 0                   | 0                            | 0                           |
| Colusa County .....                          | 0                   | 0                            | 0                           |
| Contra Costa County .....                    | 1                   | 1                            | 19                          |
| Pleasant Hill .....                          | 1                   | 1                            | 2                           |
| Sheriff's Dept .....                         | -                   | -                            | 2                           |
| San Ramon .....                              | -                   | -                            | 8                           |
| Walnut Creek .....                           | -                   | -                            | 7                           |
| Del Norte County .....                       | 0                   | 0                            | 0                           |
| El Dorado County .....                       | 0                   | 0                            | 0                           |
| Fresno County .....                          | 0                   | 0                            | 0                           |
| Glenn County .....                           | 0                   | 0                            | 0                           |
| Humboldt County .....                        | 0                   | 0                            | 0                           |
| Imperial County .....                        | 0                   | 0                            | 0                           |
| Inyo County .....                            | 0                   | 0                            | 0                           |
| Kern County .....                            | 2                   | 2                            | 8                           |
| Ridgecrest .....                             | 1                   | 1                            | 2                           |
| Sheriff's Dept .....                         | -                   | -                            | 2                           |
| Bakersfield .....                            | 1                   | 1                            | 3                           |
| Los Angeles <sup>1</sup> .....               | -                   | -                            | 1                           |

(continued)

Table 6C - continued

**USE OF FORCE, 2023**

Number of Multiple Agency Incidents, Civilians, and Officers by County and Jurisdiction

| County and jurisdiction                      | Number of incidents | Number of involved civilians | Number of involved officers |
|--|---------------------|------------------------------|-----------------------------|
| Kings County .....                           | 0                   | 0                            | 0                           |
| Lake County .....                            | 0                   | 0                            | 0                           |
| Lassen County .....                          | 0                   | 0                            | 0                           |
| Los Angeles County .....                     | 0                   | 0                            | 0                           |
| Madera County .....                          | 0                   | 0                            | 0                           |
| Marin County .....                           | 0                   | 0                            | 0                           |
| Mariposa County .....                        | 0                   | 0                            | 0                           |
| Mendocino County .....                       | 0                   | 0                            | 0                           |
| Merced County .....                          | 0                   | 0                            | 0                           |
| Modoc County .....                           | 0                   | 0                            | 0                           |
| Mono County .....                            | 0                   | 0                            | 0                           |
| Monterey County .....                        | 0                   | 0                            | 0                           |
| Napa County .....                            | 0                   | 0                            | 0                           |
| Nevada County .....                          | 0                   | 0                            | 0                           |
| Orange County .....                          | 0                   | 0                            | 0                           |
| Placer County .....                          | 1                   | 1                            | 11                          |
| California Highway Patrol <sup>1</sup> ..... | 1                   | 1                            | 8                           |
| Roseville .....                              | -                   | -                            | 3                           |
| Plumas County .....                          | 0                   | 0                            | 0                           |
| Riverside County .....                       | 1                   | 1                            | 7                           |
| Sheriff's Dept .....                         | 1                   | 1                            | 5                           |
| California Highway Patrol <sup>1</sup> ..... | -                   | -                            | 2                           |
| Sacramento County .....                      | 1                   | 1                            | 3                           |
| California Highway Patrol <sup>1</sup> ..... | 1                   | 1                            | 2                           |
| Sheriff's Dept .....                         | -                   | -                            | 1                           |
| San Benito County .....                      | 0                   | 0                            | 0                           |
| San Bernardino County .....                  | 0                   | 0                            | 0                           |
| San Diego County .....                       | 1                   | 1                            | 2                           |
| Riverside Sheriff's Dept <sup>1</sup> .....  | 1                   | 1                            | 1                           |

(continued)

Table 6C - continued  
**USE OF FORCE, 2023**

Number of Multiple Agency Incidents, Civilians, and Officers by County and Jurisdiction

| County and jurisdiction      | Number of incidents | Number of involved civilians | Number of involved officers |
|------------------------------|---------------------|------------------------------|-----------------------------|
| San Diego County - continued |                     |                              |                             |
| Oceanside .....              | -                   | -                            | 1                           |
| San Francisco County .....   | 0                   | 0                            | 0                           |
| San Joaquin County .....     | 0                   | 0                            | 0                           |
| San Luis Obispo County ..... | 0                   | 0                            | 0                           |
| San Mateo County .....       | 0                   | 0                            | 0                           |
| Santa Barbara County .....   | 0                   | 0                            | 0                           |
| Santa Clara County .....     | 1                   | 1                            | 3                           |
| Sheriff's Dept .....         | 1                   | 1                            | 2                           |
| Campbell .....               | -                   | -                            | 1                           |
| Santa Cruz County .....      | 0                   | 0                            | 0                           |
| Shasta County .....          | 0                   | 0                            | 0                           |
| Sierra County .....          | 0                   | 0                            | 0                           |
| Siskiyou County .....        | 0                   | 0                            | 0                           |
| Solano County .....          | 0                   | 0                            | 0                           |
| Sonoma County .....          | 0                   | 0                            | 0                           |
| Stanislaus County .....      | 0                   | 0                            | 0                           |
| Sutter County .....          | 0                   | 0                            | 0                           |
| Tehama County .....          | 0                   | 0                            | 0                           |
| Trinity County .....         | 0                   | 0                            | 0                           |
| Tulare County .....          | 0                   | 0                            | 0                           |
| Tuolumne County .....        | 0                   | 0                            | 0                           |
| Ventura County .....         | 0                   | 0                            | 0                           |
| Yolo County .....            | 0                   | 0                            | 0                           |
| Yuba County .....            | 0                   | 0                            | 0                           |

Note: Dash indicates incidents and civilians are accounted for in the primary agency listing.  
<sup>1</sup>Jurisdictions are listed under the county where the incident occurred.

Table 7  
**USE OF FORCE, 2023**

Number of Involved Civilians and Officers by Gender, Age, and Race/Ethnic Group

| Gender, age group,<br>and race/ethnic group | Civilians |         | Officers |         |
|---|-----------|---------|----------|---------|
|   | Number    | Percent | Number   | Percent |
| Gender total .....                          | 658       | 100.0   | 1,406    | 100.0   |
| Male .....                                  | 604       | 91.8    | 1,309    | 93.1    |
| Female .....                                | 48        | 7.3     | 86       | 6.1     |
| Transgender .....                           | 0         | 0.0     | 0        | 0.0     |
| Unknown <sup>1</sup> .....                  | 6         | 0.9     | 11       | 0.8     |
| Age total .....                             | 658       | 100.0   | 1,406    | 100.0   |
| 0-17 .....                                  | 18        | 2.7     | 0        | 0.0     |
| 18-20 .....                                 | 29        | 4.4     | 0        | 0.0     |
| 21-30 .....                                 | 192       | 29.2    | 521      | 37.1    |
| 31-40 .....                                 | 232       | 35.3    | 587      | 41.7    |
| 41-50 .....                                 | 118       | 17.9    | 179      | 12.7    |
| 51-60 .....                                 | 38        | 5.8     | 24       | 1.7     |
| 61 and over .....                           | 18        | 2.7     | 1        | 0.1     |
| Unknown <sup>1</sup> .....                  | 13        | 2.0     | 94       | 6.7     |
| Race/ethnic group total .....               | 658       | 100.0   | 1,406    | 100.0   |
| American Indian .....                       | 2         | 0.3     | 3        | 0.2     |
| Asian Indian .....                          | 5         | 0.8     | 2        | 0.1     |
| Asian/Pacific Islander .....                | 18        | 2.7     | 80       | 5.7     |
| Black .....                                 | 123       | 18.7    | 73       | 5.2     |
| Hispanic .....                              | 319       | 48.5    | 538      | 38.3    |
| White .....                                 | 171       | 26.0    | 616      | 43.8    |
| Multi-race .....                            | 0         | 0.0     | 4        | 0.3     |
| Other .....                                 | 0         | 0.0     | 0        | 0.0     |
| Unknown <sup>1</sup> .....                  | 20        | 3.0     | 90       | 6.4     |

Note: Percentages may not add to 100.0 because of rounding.

<sup>1</sup>Unknown denotes that information was not available at the time of reporting or the agency's investigation is still pending.



Table 8A  
**USE OF FORCE, 2023**

Number of Incidents, Civilians, and Officers by Type of Incident

| Type of incident             | Number of incidents | Number of involved civilians | Number of involved officers |
|------------------------------|---------------------|------------------------------|-----------------------------|
| Total .....                  | 638                 | 658                          | 1,406                       |
| Discharge of a firearm ..... | 253                 | 267                          | 566                         |
| Use of force .....           | 385                 | 391                          | 840                         |

Notes: While 566 officers were involved in 253 incidents involving the discharge of a firearm, only 181 officers were the actual recipients of the discharge of a firearm force type. See Table 8B.

While 267 civilians were involved in 253 incidents involving the discharge of a firearm, only 253 civilians were the actual recipients of the discharge of a firearm force type. See Table 8B.

Table 8B  
**USE OF FORCE, 2023**  
 Type of Force Received

| Type of force  | Number | Percent |
|--|--------|---------|
| <b>Received by civilian</b>                                    |        |         |
| Total .....  | 658    | 100.0   |
| Baton .....  | 5      | 0.8     |
| Blunt instrument/Flashlight .....                              | 2      | 0.3     |
| Canine .....   | 94     | 14.3    |
| Chemical agent/Pepper or OC (oleoresin capsicum) spray .....   | 3      | 0.5     |
| Discharge of firearm (hit) .....                               | 205    | 31.2    |
| Discharge of firearm (miss) .....                              | 48     | 7.3     |
| Electronic control weapon (Taser®) .....                       | 63     | 9.6     |
| Impact projectile .....  | 14     | 2.1     |
| Knife, blade, or stabbing instrument .....                     | 1      | 0.2     |
| Other control hold/takedown .....                              | 152    | 23.1    |
| Other physical contact (Use of hands, fists, feet, etc.) ..... | 50     | 7.6     |
| Threat of firearm .....  | 4      | 0.6     |
| Vehicle contact .....  | 3      | 0.5     |
| No force received .....  | 12     | 1.8     |
| Unknown .....  | 2      | 0.3     |
| <b>Received by officer</b>                                     |        |         |
| Total .....  | 1,406  | 100.0   |
| Baton .....  | 1      | 0.1     |
| Blunt instrument/Flashlight .....                              | 10     | 0.7     |
| Canine .....   | 11     | 0.8     |
| Chemical agent/Pepper or OC (oleoresin capsicum) spray .....   | 7      | 0.5     |
| Discharge of firearm (hit) .....                               | 33     | 2.3     |
| Discharge of firearm (miss) .....                              | 148    | 10.5    |
| Electronic control weapon (Taser®) .....                       | 19     | 1.4     |
| Impact projectile .....  | 6      | 0.4     |
| Knife, blade, or stabbing instrument .....                     | 112    | 8.0     |
| Other control hold/takedown .....                              | 41     | 2.9     |
| Other dangerous weapon .....                                   | 74     | 5.3     |
| Other physical contact (Use of hands, fists, feet, etc.) ..... | 303    | 21.6    |
| Threat of firearm .....  | 165    | 11.7    |
| Vehicle contact .....  | 35     | 2.5     |
| No force received .....  | 431    | 30.7    |
| Unknown .....  | 10     | 0.7     |

Notes: Percentages may not add to 100.0 because of rounding.

Due to the hierarchical severity of the types of force used, the following types do not appear in civilian table: (1) Explosive device and (2) Other dangerous weapon.

Due to the hierarchical severity of the types of force used, the following types do not appear in officer table: (1) Explosive device. For additional information, see Appendix 1.

Table 9  
**USE OF FORCE, 2023**  
 Number of Civilians and Officers Injured and the Medical Aid Received

| Type of medical aid received                                | Civilian |         | Officer <sup>1</sup> |         |
|---|----------|---------|----------------------|---------|
|   | Number   | Percent | Number               | Percent |
| Total .....   | 658      | 100.0   | -                    | -       |
| Admitted to hospital - critical injuries .....              | 73       | 11.1    | -                    | -       |
| Admitted to hospital - other circumstance .....             | 53       | 8.1     | -                    | -       |
| Admitted to hospital - precautionary measure only .....     | 20       | 3.0     | -                    | -       |
| Died on scene or in transit .....                           | 102      | 15.5    | -                    | -       |
| Medical assistance - treated at facility and released ..... | 273      | 41.5    | -                    | -       |
| Medical assistance - treated on scene .....                 | 52       | 7.9     | -                    | -       |
| No medical assistance or refused assistance .....           | 85       | 12.9    | -                    | -       |

Note: Percentages may not add to 100.0 because of rounding.

<sup>1</sup> Due to system limitations, medical aid for officers was not captured in the 2023 data

Table 10  
**USE OF FORCE, 2023**  
 By Race/Ethnic Group, Gender, and Age of Civilian

| Race/ethnic group          | Total | Gender |        |                  | Age     |      |       |       |       |       |       |       |       |       |       |                |                      |
|----------------------------|-------|--------|--------|------------------|---------|------|-------|-------|-------|-------|-------|-------|-------|-------|-------|----------------|----------------------|
|                            |       | Male   | Female | Trans-<br>gender | Unknown | 0-17 | 18-20 | 21-25 | 26-30 | 31-35 | 36-40 | 41-45 | 46-50 | 51-55 | 56-60 | 61 and<br>over | Unknown <sup>1</sup> |
|                            |       | 604    | 48     | 0                | 0       | 6    | 18    | 29    | 66    | 126   | 142   | 90    | 75    | 43    | 27    | 11             | 18                   |
| American Indian .....      | 2     | 0      | 0      | 0                | 0       | 0    | 0     | 0     | 1     | 0     | 1     | 0     | 0     | 0     | 0     | 0              | 0                    |
| Asian Indian .....         | 5     | 4      | 1      | 0                | 0       | 0    | 0     | 0     | 1     | 0     | 0     | 1     | 1     | 1     | 0     | 0              | 0                    |
| Asian/Pacific Islander ... | 18    | 16     | 2      | 0                | 0       | 0    | 1     | 5     | 4     | 3     | 3     | 0     | 2     | 0     | 0     | 0              | 0                    |
| Black .....                | 123   | 108    | 15     | 0                | 0       | 7    | 11    | 26    | 25    | 13    | 16    | 11    | 2     | 3     | 2     | 2              | 2                    |
| Hispanic .....             | 319   | 299    | 19     | 0                | 1       | 11   | 34    | 71    | 75    | 40    | 36    | 16    | 10    | 4     | 4     | 2              | 2                    |
| White .....                | 171   | 163    | 8      | 0                | 0       | 1    | 6     | 19    | 33    | 31    | 19    | 15    | 10    | 3     | 12    | 0              | 0                    |
| Multi-race .....           | 0     | 0      | 0      | 0                | 0       | 0    | 0     | 0     | 0     | 0     | 0     | 0     | 0     | 0     | 0     | 0              | 0                    |
| Other .....                | 0     | 0      | 0      | 0                | 0       | 0    | 0     | 0     | 0     | 0     | 0     | 0     | 0     | 0     | 0     | 0              | 0                    |
| Unknown <sup>1</sup> ..... | 20    | 12     | 3      | 0                | 0       | 0    | 1     | 2     | 3     | 3     | 0     | 0     | 0     | 0     | 0     | 0              | 9                    |

<sup>1</sup>Unknown denotes that information was not available at the time of reporting or the agency's investigation is still pending.

Table 11  
**USE OF FORCE, 2023**  
 Type of Force Received by Gender of Civilian

| Type of force  | Total | Gender |        |              |                      |
|--|-------|--------|--------|--------------|----------------------|
|  |       | Male   | Female | Trans-gender | Unknown <sup>1</sup> |
| Total .....  | 658   | 604    | 48     | 0            | 6                    |
| Baton .....  | 5     | 5      | 0      | 0            | 0                    |
| Blunt instrument/Flashlight .....                              | 2     | 2      | 0      | 0            | 0                    |
| Canine .....   | 94    | 90     | 4      | 0            | 0                    |
| Chemical agent/Pepper or OC (oleoresin capsicum) spray .....   | 3     | 2      | 1      | 0            | 0                    |
| Discharge of firearm (hit) .....                               | 205   | 191    | 14     | 0            | 0                    |
| Discharge of firearm (miss) .....                              | 48    | 41     | 2      | 0            | 5                    |
| Electronic control weapon (Taser®) .....                       | 63    | 57     | 6      | 0            | 0                    |
| Impact projectile .....  | 14    | 13     | 1      | 0            | 0                    |
| Knife, blade, or stabbing instrument .....                     | 1     | 1      | 0      | 0            | 0                    |
| Other control hold/takedown .....                              | 152   | 136    | 15     | 0            | 1                    |
| Other physical contact (Use of hands, fists, feet, etc.) ..... | 50    | 47     | 3      | 0            | 0                    |
| Threat of firearm .....  | 4     | 4      | 0      | 0            | 0                    |
| Vehicle contact .....  | 3     | 2      | 1      | 0            | 0                    |
| No force received .....  | 12    | 11     | 1      | 0            | 0                    |
| Unknown .....  | 2     | 2      | 0      | 0            | 0                    |

Note: Due to the hierarchical severity of the types of force used, the following types do not appear in this table: (1) Explosive device and (2) Other dangerous weapon. For additional information, see Appendix 1.

<sup>1</sup>Unknown denotes that information was not available at the time of reporting or the agency's investigation is still pending.

Table 12  
**USE OF FORCE, 2023**  
Type of Force Received by Arrests Made and Race/Ethnic Group of Civilian

| Type of force   | Total | Arrests made |     | Race/ethnic group |              |                        |       |          |       |            |   | Other | Unknown <sup>1</sup> |
|---|-------|--------------|-----|-------------------|--------------|------------------------|-------|----------|-------|------------|---|-------|----------------------|
|   |       | No           | Yes | American Indian   | Asian Indian | Asian/Pacific Islander | Black | Hispanic | White | Multi-race |   |       |                      |
|   |       |              |     |                   |              |                        |       |          |       |            |   |       |                      |
| Total .....   | 658   | 164          | 494 | 2                 | 5            | 18                     | 123   | 319      | 171   | 0          | 0 | 20    |                      |
| Baton .....   | 5     | 0            | 5   | 0                 | 0            | 0                      | 0     | 3        | 2     | 0          | 0 | 0     |                      |
| Blunt impact weapon .....                               | 2     | 0            | 2   | 0                 | 0            | 0                      | 0     | 1        | 1     | 0          | 0 | 0     |                      |
| Canine .....  | 94    | 1            | 93  | 1                 | 1            | 2                      | 12    | 44       | 32    | 0          | 0 | 2     |                      |
| Chemical spray (e.g. oc/cs) .....                       | 3     | 0            | 3   | 0                 | 0            | 0                      | 1     | 1        | 1     | 0          | 0 | 0     |                      |
| Discharge of firearm (hit) .....                        | 205   | 118          | 87  | 1                 | 1            | 7                      | 39    | 99       | 55    | 0          | 0 | 3     |                      |
| Discharge of firearm (miss) .....                       | 48    | 12           | 36  | 0                 | 0            | 2                      | 10    | 22       | 6     | 0          | 0 | 8     |                      |
| Electronic control device .....                         | 63    | 5            | 58  | 0                 | 0            | 3                      | 16    | 29       | 14    | 0          | 0 | 1     |                      |
| Impact projectile .....                                 | 14    | 2            | 12  | 0                 | 0            | 1                      | 3     | 5        | 5     | 0          | 0 | 0     |                      |
| Knife, blade, or stabbing instrument .....              | 1     | 0            | 1   | 0                 | 0            | 0                      | 0     | 1        | 0     | 0          | 0 | 0     |                      |
| Other control hold/takedown .....                       | 152   | 18           | 134 | 0                 | 1            | 1                      | 29    | 80       | 37    | 0          | 0 | 4     |                      |
| Other physical contact (hands, fists, feet, etc.) ..... | 50    | 3            | 47  | 0                 | 2            | 1                      | 8     | 25       | 13    | 0          | 0 | 1     |                      |
| Threat of firearm .....                                 | 4     | 2            | 2   | 0                 | 0            | 0                      | 0     | 2        | 2     | 0          | 0 | 0     |                      |
| Vehicle contact .....                                   | 3     | 1            | 2   | 0                 | 0            | 0                      | 2     | 1        | 0     | 0          | 0 | 0     |                      |
| No force received .....                                 | 12    | 1            | 11  | 0                 | 0            | 1                      | 2     | 5        | 3     | 0          | 0 | 1     |                      |
| Unknown <sup>1</sup> .....                              | 2     | 1            | 1   | 0                 | 0            | 0                      | 1     | 1        | 0     | 0          | 0 | 0     |                      |

Note: Due to the hierarchical severity of the types of force used, the following types do not appear in this table: (1) Explosive device and (2) Other dangerous weapon. For additional information, see Appendix 1.  
<sup>1</sup>Unknown denotes that information was not available at the time of reporting or the agency's investigation is still pending.

Table 13  
**USE OF FORCE, 2023**  
 Type of Force Received by Age of Civilian

| Type of force  | Age  |       |       |       |       |       |       |       |       |       |       |       |             | Total | Unknown <sup>1</sup> |
|--|------|-------|-------|-------|-------|-------|-------|-------|-------|-------|-------|-------|-------------|-------|----------------------|
|  | 0-17 | 18-20 | 21-25 | 26-30 | 31-35 | 36-40 | 41-45 | 46-50 | 51-55 | 56-60 | 61-65 | 66-70 | 71 and over |       |                      |
| Total  | 18   | 29    | 66    | 126   | 142   | 90    | 75    | 43    | 27    | 11    | 13    | 3     | 2           | 13    |                      |
| Baton  | 0    | 0     | 1     | 0     | 1     | 3     | 0     | 0     | 0     | 0     | 0     | 0     | 0           | 0     |                      |
| Blunt instrument/Flashlight                              | 0    | 0     | 1     | 0     | 0     | 1     | 0     | 0     | 0     | 0     | 0     | 0     | 0           | 0     |                      |
| Carbine  | 4    | 7     | 8     | 23    | 18    | 9     | 12    | 7     | 5     | 0     | 1     | 0     | 0           | 0     |                      |
| Chemical agent/Pepper or OC (oleoresin capsicum) spray   | 3    | 0     | 1     | 0     | 1     | 1     | 0     | 0     | 0     | 0     | 0     | 0     | 0           | 0     |                      |
| Discharge of firearm (hit)                               | 6    | 9     | 23    | 33    | 41    | 23    | 31    | 13    | 11    | 4     | 4     | 2     | 2           | 3     |                      |
| Discharge of firearm (miss)                              | 1    | 2     | 4     | 7     | 13    | 7     | 4     | 1     | 0     | 0     | 2     | 0     | 0           | 7     |                      |
| Electronic control weapon (Taser®)                       | 0    | 4     | 7     | 13    | 15    | 10    | 6     | 7     | 0     | 1     | 0     | 0     | 0           | 0     |                      |
| Impact projectile  | 0    | 0     | 0     | 3     | 3     | 2     | 2     | 1     | 2     | 0     | 0     | 1     | 0           | 0     |                      |
| Knife, blade, or stabbing instrument                     | 1    | 0     | 0     | 0     | 1     | 0     | 0     | 0     | 0     | 0     | 0     | 0     | 0           | 0     |                      |
| Other control hold/takedown                              | 5    | 5     | 14    | 27    | 33    | 26    | 16    | 8     | 8     | 5     | 3     | 0     | 0           | 2     |                      |
| Other physical contact (Use of hands, fists, feet, etc.) | 1    | 1     | 5     | 11    | 14    | 7     | 3     | 4     | 1     | 1     | 2     | 0     | 0           | 0     |                      |
| Threat of firearm  | 0    | 0     | 0     | 1     | 0     | 0     | 1     | 2     | 0     | 0     | 0     | 0     | 0           | 0     |                      |
| Vehicle contact  | 0    | 0     | 0     | 3     | 0     | 0     | 0     | 0     | 0     | 0     | 0     | 0     | 0           | 0     |                      |
| No force received  | 1    | 1     | 2     | 4     | 1     | 1     | 1     | 0     | 0     | 0     | 1     | 0     | 0           | 1     |                      |
| Unknown  | 0    | 0     | 0     | 1     | 1     | 0     | 0     | 0     | 0     | 0     | 0     | 0     | 0           | 0     |                      |

Note: <sup>1</sup>Due to the hierarchical severity of the types of force used, the following types do not appear in this table: (1) Explosive device and (2) Other dangerous weapon. For additional information, see Appendix 1. <sup>2</sup>Unknown denotes that information was not available at the time of reporting or the agency's investigation is still pending.

Table 14  
**USE OF FORCE, 2023**  
 Type of Force Received by Civilian by Reason for Initial Contact

| Type of force  | Total | Reason for initial contact |                    |   |       |   |  |                          |              |                 |                      |
|--|-------|----------------------------|--------------------|---|-------|---|--|--------------------------|--------------|-----------------|----------------------|
|  |       | Follow up investigation    | Mass demonstration | Medical, mental health, or welfare assistance | Other | Response to unlawful or suspicious activity | Routine patrol other than traffic stop | Service of a court order | Traffic stop | Warrant Service | Unknown <sup>1</sup> |
| Total  | 658   | 46                         | 1                  | 25  | 65    | 339   | 72                                     | 2                        | 79           | 22              | 7                    |
| Baton  | 5     | 0                          | 0                  | 0   | 0     | 5   | 0                                      | 0                        | 0            | 0               | 0                    |
| Blunt instrument/Flashlight                              | 2     | 0                          | 0                  | 0   | 0     | 2   | 0                                      | 0                        | 0            | 0               | 0                    |
| Canine   | 94    | 7                          | 0                  | 0   | 2     | 61  | 6                                      | 0                        | 14           | 4               | 0                    |
| Chemical agent/Pepper or OC (oleoresin capsicum) spray   | 3     | 0                          | 0                  | 0   | 1     | 2   | 0                                      | 0                        | 0            | 0               | 0                    |
| Discharge of firearm (hit)                               | 205   | 21                         | 0                  | 6   | 17    | 109   | 14                                     | 1                        | 22           | 8               | 7                    |
| Discharge of firearm (miss)                              | 48    | 5                          | 0                  | 2   | 9     | 17  | 2                                      | 1                        | 10           | 2               | 0                    |
| Electronic control weapon (Taser®)                       | 63    | 1                          | 0                  | 4   | 7     | 39  | 6                                      | 0                        | 5            | 1               | 0                    |
| Impact projectile  | 14    | 0                          | 0                  | 2   | 1     | 10  | 1                                      | 0                        | 0            | 0               | 0                    |
| Knife, blade, or stabbing instrument                     | 1     | 0                          | 0                  | 0   | 0     | 0   | 1                                      | 0                        | 0            | 0               | 0                    |
| Other control hold/lakedown                              | 152   | 8                          | 1                  | 7   | 17    | 58  | 35                                     | 0                        | 20           | 6               | 0                    |
| Other physical contact (Use of hands, fists, feet, etc.) | 50    | 3                          | 0                  | 4   | 4     | 26  | 5                                      | 0                        | 7            | 1               | 0                    |
| Threat of firearm  | 4     | 0                          | 0                  | 0   | 2     | 2   | 0                                      | 0                        | 0            | 0               | 0                    |
| Vehicle contact  | 3     | 0                          | 0                  | 0   | 0     | 2   | 1                                      | 0                        | 0            | 0               | 0                    |
| No force received  | 12    | 0                          | 0                  | 0   | 4     | 6   | 1                                      | 0                        | 1            | 0               | 0                    |
| Unknown <sup>1</sup>                                     | 2     | 1                          | 0                  | 0   | 1     | 0   | 0                                      | 0                        | 0            | 0               | 0                    |

Note: Due to the hierarchical severity of the types of force used, the following types do not appear in this table: (1) Explosive device and (2) Other dangerous weapon. For additional information, see Appendix 1.  
<sup>1</sup>Unknown denotes that information was not available at the time of reporting or the agency's investigation is still pending.



Table 15  
**USE OF FORCE, 2023**  
 Type of Force Received by Civilian and Civilian Perceived Armed by Officer

| Type of force  | Total | Perceived armed by officer |     | Perceived weapon <sup>1</sup> |                                      |                        |                      |
|--|-------|----------------------------|-----|-------------------------------|--------------------------------------|------------------------|----------------------|
|  |       | No                         | Yes | Firearm                       | Knife, blade, or stabbing instrument | Other dangerous weapon | Unknown <sup>2</sup> |
| Total .....  | 658   | 255                        | 403 | 216                           | 95                                   | 77                     | 34                   |
| Baton .....  | 5     | 0                          | 5   | 0                             | 0                                    | 1                      | 0                    |
| Blunt instrument/Flashlight .....                              | 2     | 0                          | 2   | 2                             | 1                                    | 1                      | 0                    |
| Canine .....   | 94    | 17                         | 77  | 36                            | 8                                    | 8                      | 13                   |
| Chemical agent/Pepper or OC (oleoresin capsicum) spray .....   | 3     | 0                          | 3   | 0                             | 0                                    | 0                      | 0                    |
| Discharge of firearm (hit) .....                               | 205   | 146                        | 59  | 114                           | 53                                   | 29                     | 4                    |
| Discharge of firearm (miss) .....                              | 48    | 24                         | 24  | 29                            | 1                                    | 10                     | 0                    |
| Electronic control weapon (Taser®) .....                       | 63    | 20                         | 43  | 7                             | 14                                   | 11                     | 2                    |
| Impact projectile .....  | 14    | 4                          | 10  | 2                             | 4                                    | 3                      | 2                    |
| Knife, blade, or stabbing instrument .....                     | 1     | 0                          | 1   | 0                             | 0                                    | 1                      | 0                    |
| Other control hold/takedown .....                              | 152   | 26                         | 126 | 11                            | 9                                    | 9                      | 8                    |
| Other physical contact (Use of hands, fists, feet, etc.) ..... | 50    | 6                          | 44  | 4                             | 5                                    | 3                      | 3                    |
| Threat of firearm .....  | 4     | 2                          | 2   | 2                             | 0                                    | 1                      | 0                    |
| Vehicle contact .....  | 3     | 3                          | 0   | 2                             | 0                                    | 0                      | 0                    |
| No force received .....  | 12    | 6                          | 6   | 7                             | 0                                    | 0                      | 1                    |
| Unknown .....  | 2     | 1                          | 1   | 0                             | 0                                    | 0                      | 1                    |

Note: Due to the hierarchical severity of the types of force used, the following types do not appear in the first column of this table: (1) Explosive device and (2) Other dangerous weapon. For additional information, see Appendix 1.

<sup>1</sup> More than one weapon can be reported as perceived. Consequently, the number of perceived weapons is higher than the number of 'yes' responses for perceived armed by officer.

<sup>2</sup> Unknown denotes that information was not available at the time of reporting or the agency's investigation is still pending.

Table 16  
**USE OF FORCE, 2023**  
**Type of Force Received by Civilian and Civilian Confirmed Armed by Weapon and Firearm Type**

| Type of force  | Confirmed armed |     |      | Civilian confirmed armed      |                 |                                      |                        |         |                        |                             |                     |               |       |                         |                   |         |   |
|--|-----------------|-----|------|-------------------------------|-----------------|--------------------------------------|------------------------|---------|------------------------|-----------------------------|---------------------|---------------|-------|-------------------------|-------------------|---------|---|
|  | No              | Yes | Fled | Confirmed weapon <sup>1</sup> |                 |                                      |                        |         | Confirmed firearm type |                             |                     |               |       |                         |                   |         |   |
|  |                 |     |      | Firearm                       | Firearm replica | Knife, blade, or stabbing instrument | Other dangerous weapon | Handgun | Handgun and rifle      | Handgun, rifle, and shotgun | Handgun and shotgun | Other firearm | Rifle | Rifle and other firearm | Rifle and shotgun | Shotgun |   |
| Total  | 323             | 328 | 4    | 160                           | 8               | 93                                   | 82                     | 134     | 1                      | 1                           | 1                   | 1             | 7     | 12                      | 1                 | 1       | 2 |
| Baton  | 1               | 4   | 0    | 0                             | 0               | 0                                    | 1                      | 2       | 0                      | 0                           | 0                   | 0             | 0     | 0                       | 0                 | 0       | 0 |
| Blunt instrument/Flashlight                              | 1               | 1   | 0    | 1                             | 0               | 0                                    | 0                      | 0       | 0                      | 0                           | 0                   | 0             | 0     | 0                       | 0                 | 0       | 0 |
| Canine   | 23              | 70  | 0    | 13                            | 0               | 7                                    | 4                      | 20      | 0                      | 0                           | 0                   | 0             | 1     | 1                       | 1                 | 0       | 0 |
| Chemical agent/Pepper or OC (oleoresin capsicum) spray   | 0               | 3   | 0    | 0                             | 0               | 0                                    | 0                      | 1       | 0                      | 0                           | 0                   | 0             | 0     | 0                       | 0                 | 0       | 0 |
| Discharge of firearm (hit)                               | 183             | 22  | 0    | 96                            | 6               | 55                                   | 34                     | 5       | 0                      | 0                           | 0                   | 0             | 0     | 0                       | 0                 | 0       | 0 |
| Discharge of firearm (miss)                              | 33              | 10  | 4    | 24                            | 1               | 1                                    | 12                     | 4       | 1                      | 0                           | 0                   | 0             | 0     | 0                       | 0                 | 0       | 0 |
| Electronic control weapon (Taser®)                       | 22              | 41  | 0    | 2                             | 0               | 14                                   | 9                      | 17      | 0                      | 0                           | 1                   | 1             | 0     | 1                       | 0                 | 0       | 0 |
| Impact projectile  | 8               | 6   | 0    | 1                             | 0               | 4                                    | 3                      | 1       | 0                      | 0                           | 0                   | 0             | 0     | 0                       | 0                 | 0       | 0 |
| Knife, blade, or stabbing instrument                     | 1               | 0   | 0    | 0                             | 0               | 0                                    | 1                      | 0       | 0                      | 0                           | 0                   | 0             | 0     | 0                       | 0                 | 0       | 0 |
| Other control hold/takedown                              | 26              | 125 | 0    | 7                             | 1               | 9                                    | 12                     | 60      | 0                      | 1                           | 0                   | 0             | 6     | 7                       | 0                 | 1       | 2 |
| Other physical contact (Use of hands, fists, feet, etc.) | 8               | 42  | 0    | 2                             | 0               | 3                                    | 3                      | 22      | 0                      | 0                           | 0                   | 0             | 0     | 2                       | 0                 | 0       | 0 |
| Threat of firearm  | 4               | 0   | 0    | 2                             | 0               | 0                                    | 1                      | 0       | 0                      | 0                           | 0                   | 0             | 0     | 0                       | 0                 | 0       | 0 |
| Vehicle contact  | 3               | 0   | 0    | 2                             | 0               | 0                                    | 1                      | 0       | 0                      | 0                           | 0                   | 0             | 0     | 0                       | 0                 | 0       | 0 |
| No force received  | 9               | 3   | 0    | 9                             | 0               | 0                                    | 0                      | 2       | 0                      | 0                           | 0                   | 0             | 0     | 0                       | 0                 | 0       | 0 |
| Unknown  | 1               | 1   | 0    | 1                             | 0               | 0                                    | 1                      | 0       | 0                      | 0                           | 0                   | 0             | 0     | 0                       | 0                 | 0       | 0 |

Note: Due to the hierarchical severity of the types of force used, the following types do not appear in the first column of this table: (1) Explosive device and (2) Other dangerous weapon. For additional information, see Appendix 1.  
<sup>1</sup> More than one weapon can be reported as confirmed. Consequently, the number of confirmed weapons is higher than the number of Yes responses for confirmed armed.

Table 17  
**USE OF FORCE, 2023**  
 Type of Force Received by Civilian and Civilian Resistance

| Type of force  | Total | Civilian resisted |     |                      |
|--|-------|-------------------|-----|----------------------|
|  |       | No                | Yes | Unknown <sup>1</sup> |
| Total .....  | 658   | 8                 | 642 | 8                    |
| Baton .....  | 5     | 0                 | 5   | 0                    |
| Blunt instrument/Flashlight .....                              | 2     | 0                 | 2   | 0                    |
| Canine .....   | 94    | 0                 | 94  | 0                    |
| Chemical agent/Pepper or OC (oleoresin capsicum) spray .....   | 3     | 0                 | 2   | 1                    |
| Discharge of firearm (hit) .....                               | 205   | 3                 | 200 | 2                    |
| Discharge of firearm (miss) .....                              | 48    | 1                 | 46  | 1                    |
| Electronic control weapon (Taser®) .....                       | 63    | 0                 | 62  | 1                    |
| Impact projectile .....  | 14    | 0                 | 14  | 0                    |
| Knife, blade, or stabbing instrument .....                     | 1     | 0                 | 1   | 0                    |
| Other control hold/takedown .....                              | 152   | 4                 | 146 | 2                    |
| Other physical contact (Use of hands, fists, feet, etc.) ..... | 50    | 0                 | 49  | 1                    |
| Threat of firearm .....  | 4     | 0                 | 4   | 0                    |
| Vehicle contact .....  | 3     | 0                 | 3   | 0                    |
| No force received .....  | 12    | 0                 | 12  | 0                    |
| Unknown <sup>1</sup> .....                                     | 2     | 0                 | 2   | 0                    |

Note: Due to the hierarchical severity of the types of force used, the following types do not appear in this table: (1) Explosive device and (2) Other dangerous weapon. For additional information, see Appendix 1.

<sup>1</sup>Unknown denotes that information was not available at the time of reporting or the agency's investigation is still pending.

Table 18  
**USE OF FORCE, 2023**  
Observed Signs of Civilian's Impairment or Disability by Gender, Age, and Race/Ethnic Group

| Gender, age group, and race/ethnic group | Total | Observed signs of impairment or disability |      |                             |                                   |                          |                           |                            |                              |
|--|-------|--|------|-----------------------------|-----------------------------------|--------------------------|---------------------------|----------------------------|------------------------------|
|  |       | Total                                      | None | Signs of alcohol impairment | Signs of developmental disability | Signs of drug impairment | Signs of erratic behavior | Signs of mental disability | Signs of physical disability |
| Gender total                             | 658   | 759  | 364  | 107                         | 3                                 | 105                      | 86                        | 93                         | 1                            |
| Male                                     | 604   | 700  | 341  | 96                          | 3                                 | 97                       | 80                        | 82                         | 1                            |
| Female                                   | 48    | 53   | 18   | 11                          | 0                                 | 8                        | 6                         | 10                         | 0                            |
| Transgender                              | 0     | 0  | 0    | 0                           | 0                                 | 0                        | 0                         | 0                          | 0                            |
| Unknown <sup>1</sup>                     | 6     | 6  | 5    | 0                           | 0                                 | 0                        | 0                         | 1                          | 0                            |
| Age group total                          | 658   | 759  | 364  | 107                         | 3                                 | 105                      | 86                        | 93                         | 1                            |
| Under 18                                 | 18    | 19   | 15   | 1                           | 0                                 | 0                        | 2                         | 1                          | 0                            |
| 18-25                                    | 95    | 104  | 58   | 14                          | 0                                 | 14                       | 11                        | 7                          | 0                            |
| 26-35                                    | 268   | 308  | 151  | 43                          | 1                                 | 41                       | 36                        | 36                         | 0                            |
| 36-45                                    | 165   | 200  | 84   | 28                          | 1                                 | 34                       | 22                        | 31                         | 0                            |
| 46-55                                    | 70    | 83   | 32   | 12                          | 0                                 | 13                       | 13                        | 12                         | 1                            |
| 56 and over                              | 29    | 31   | 12   | 9                           | 1                                 | 2                        | 1                         | 6                          | 0                            |
| Unknown <sup>1</sup>                     | 13    | 14   | 12   | 0                           | 0                                 | 1                        | 1                         | 0                          | 0                            |
| Race/ethnic group total                  | 658   | 759  | 364  | 107                         | 3                                 | 105                      | 86                        | 93                         | 1                            |
| American Indian                          | 2     | 3  | 0    | 1                           | 0                                 | 1                        | 1                         | 0                          | 0                            |
| Asian Indian                             | 5     | 6  | 1    | 3                           | 0                                 | 1                        | 1                         | 0                          | 0                            |
| Asian/Pacific Islander                   | 18    | 20   | 8    | 1                           | 0                                 | 2                        | 3                         | 6                          | 0                            |
| Black                                    | 123   | 139  | 78   | 13                          | 1                                 | 11                       | 11                        | 24                         | 1                            |
| Hispanic                                 | 319   | 368  | 177  | 61                          | 0                                 | 55                       | 41                        | 34                         | 0                            |
| White                                    | 171   | 202  | 86   | 28                          | 2                                 | 31                       | 27                        | 28                         | 0                            |
| Multi-race                               | 0     | 0  | 0    | 0                           | 0                                 | 0                        | 0                         | 0                          | 0                            |
| Other                                    | 0     | 0  | 0    | 0                           | 0                                 | 0                        | 0                         | 0                          | 0                            |
| Unknown <sup>1</sup>                     | 20    | 21   | 14   | 0                           | 0                                 | 4                        | 2                         | 1                          | 0                            |

Notes: More than one observed sign of impairment or disability can be reported per civilian. Consequently, the number of impairment or disability observations is higher than the number of involved civilians.  
<sup>1</sup> Unknown denotes that information was not available at the time of reporting or the agency's investigation is still pending.

Table 19  
**USE OF FORCE, 2023**  
 Observed Signs of Civilian's Impairment or Disability by Type of Force Received

| Type of force  | Total | Observed signs of impairment or disability |      |                             |                                   |                          |                           |                            |                              |
|--|-------|--|------|-----------------------------|-----------------------------------|--------------------------|---------------------------|----------------------------|------------------------------|
|  |       | Total                                      | None | Signs of alcohol impairment | Signs of developmental disability | Signs of drug impairment | Signs of erratic behavior | Signs of mental disability | Signs of physical disability |
| Total .....  | 658   | 759  | 364  | 107                         | 3                                 | 105                      | 86                        | 93                         | 1                            |
| Baton .....  | 5     | 6  | 4    | 0                           | 0                                 | 0                        | 1                         | 1                          | 0                            |
| Blunt instrument/Flashlight .....                              | 2     | 2  | 0    | 1                           | 0                                 | 0                        | 0                         | 1                          | 0                            |
| Canine .....   | 94    | 113  | 49   | 10                          | 0                                 | 18                       | 17                        | 19                         | 0                            |
| Chemical agent/Pepper or OC (oleoresin capsicum) spray ..      | 3     | 3  | 3    | 0                           | 0                                 | 0                        | 0                         | 0                          | 0                            |
| Discharge of firearm (hit) .....                               | 205   | 237  | 117  | 39                          | 1                                 | 31                       | 21                        | 27                         | 1                            |
| Discharge of firearm (miss) .....                              | 48    | 55   | 23   | 7                           | 0                                 | 14                       | 4                         | 7                          | 0                            |
| Electronic control weapon (Taser®) .....                       | 63    | 73   | 32   | 15                          | 1                                 | 9                        | 9                         | 7                          | 0                            |
| Impact projectile .....  | 14    | 17   | 5    | 5                           | 0                                 | 4                        | 1                         | 2                          | 0                            |
| Knife, blade, or stabbing instrument .....                     | 1     | 1  | 0    | 0                           | 0                                 | 0                        | 0                         | 1                          | 0                            |
| Other control hold/takedown .....                              | 152   | 173  | 88   | 19                          | 1                                 | 19                       | 24                        | 22                         | 0                            |
| Other physical contact (Use of hands, fists, feet, etc.) ..... | 50    | 57   | 33   | 6                           | 0                                 | 7                        | 6                         | 5                          | 0                            |
| Threat of firearm .....  | 4     | 4  | 4    | 0                           | 0                                 | 0                        | 0                         | 0                          | 0                            |
| Vehicle contact .....  | 3     | 3  | 1    | 1                           | 0                                 | 1                        | 0                         | 0                          | 0                            |
| No force received .....  | 12    | 14   | 4    | 4                           | 0                                 | 2                        | 3                         | 1                          | 0                            |
| Unknown <sup>1</sup> .....                                     | 2     | 1  | 1    | 0                           | 0                                 | 0                        | 0                         | 0                          | 0                            |

Notes: More than one observed sign of impairment or disability can be reported per civilian. Consequently, the number of impairment or disability observations is higher than the number of involved civilians.

Due to the hierarchical severity of the types of force used, the following types do not appear in this table: (1) Explosive device and (2) Other dangerous weapon.

For additional information, see Appendix 1.

<sup>1</sup>Unknown denotes that information was not available at the time of reporting or the agency's investigation is still pending.

Table 20  
**USE OF FORCE, 2023**  
 Type of Force and Injury Received by Civilian

| Type of force  | Total | No injury |         | With injury |         |
|--|-------|-----------|---------|-------------|---------|
|  |       | Number    | Percent | Number      | Percent |
| Total .....  | 658   | 162       | 100.0   | 496         | 100.0   |
| Baton .....  | 5     | 2         | 1.2     | 3           | 0.6     |
| Blunt instrument/Flashlight .....                              | 2     | 1         | 0.6     | 1           | 0.2     |
| Canine .....   | 94    | 23        | 14.2    | 71          | 14.3    |
| Chemical agent/Pepper or OC (oleoresin capsicum) spray .....   | 3     | 1         | 0.6     | 2           | 0.4     |
| Discharge of firearm (hit) .....                               | 205   | 8         | 4.9     | 197         | 39.7    |
| Discharge of firearm (miss) .....                              | 48    | 26        | 16.0    | 22          | 4.4     |
| Electronic control weapon (Taser®) .....                       | 63    | 9         | 5.6     | 54          | 10.9    |
| Impact projectile .....  | 14    | 2         | 1.2     | 12          | 2.4     |
| Knife, blade, or stabbing instrument .....                     | 1     | 0         | 0.0     | 1           | 0.2     |
| Other control hold/takedown .....                              | 152   | 59        | 36.4    | 93          | 18.8    |
| Other physical contact (Use of hands, fists, feet, etc.) ..... | 50    | 18        | 11.1    | 32          | 6.5     |
| Threat of firearm .....  | 4     | 1         | 0.6     | 3           | 0.6     |
| Vehicle contact .....  | 3     | 1         | 0.6     | 2           | 0.4     |
| No force received .....  | 12    | 10        | 6.2     | 2           | 0.4     |
| Unknown <sup>1</sup> .....                                     | 2     | 1         | 0.6     | 1           | 0.2     |

Notes: Due to the hierarchical severity of the types of force used, the following types do not appear in this table: (1) Explosive device and (2) Other dangerous weapon. For additional information, see Appendix 1.  
 Percentages may not add to 100.0 because of rounding.

<sup>1</sup>Unknown denotes that information was not available at the time of reporting or the agency's investigation is still pending.

Table 21  
**USE OF FORCE, 2023**  
 Civilian Injury by Type

| Injury type                  | Number | Percent |
|------------------------------|--------|---------|
| Total .....                  | 658    | 100.0   |
| Death .....                  | 134    | 20.4    |
| Injury .....                 | 98     | 14.9    |
| Serious bodily injury .....  | 343    | 52.1    |
| No injury <sup>1</sup> ..... | 83     | 12.6    |

Note: Percentages may not add to 100.0 because of rounding.

Injury sustained may not be a direct result of use of force.

<sup>1</sup>There were 22 civilians reported with “unknown” injury level that are included in the “no injury” count.

Table 22  
**USE OF FORCE, 2023**  
 Civilians with Injury by County and Jurisdiction, Gender, Age, and Race/Ethnic Group

| County and jurisdiction              | Total |        |        | Gender               |          |       |       |       |       |             | Age                  |                 |              |                        |       |          |       | Race/Ethnic group |       |                      |              |  |  |  |
|--------------------------------------|-------|--------|--------|----------------------|----------|-------|-------|-------|-------|-------------|----------------------|-----------------|--------------|------------------------|-------|----------|-------|-------------------|-------|----------------------|--------------|--|--|--|
|                                      | Total | Gender |        | Unknown <sup>1</sup> | Under 18 | 18-25 | 26-35 | 36-45 | 46-55 | 56 and over | Unknown <sup>1</sup> | American Indian | Asian Indian | Asian/Pacific Islander | Black | Hispanic | White | Multi-race        | Other | Unknown <sup>1</sup> |              |  |  |  |
|                                      |       | Male   | Female |                      |          |       |       |       |       |             |                      |                 |              |                        |       |          |       |                   |       |                      | Trans-gender |  |  |  |
| Total                                | 98    | 86     | 12     | 0                    | 3        | 15    | 40    | 24    | 11    | 3           | 2                    | 0               | 1            | 3                      | 20    | 52       | 19    | 0                 | 0     | 3                    |              |  |  |  |
| Alameda County                       | 4     | 3      | 1      | 0                    | 0        | 1     | 1     | 0     | 1     | 0           | 1                    | 0               | 0            | 0                      | 4     | 0        | 0     | 0                 | 0     | 0                    |              |  |  |  |
| Alameda County Sheriff's Dept        | 6     | 4      | 2      | 0                    | 0        | 1     | 1     | 4     | 0     | 1           | 0                    | 1               | 0            | 2                      | 0     | 2        | 1     | 0                 | 0     | 0                    |              |  |  |  |
| Contra Costa County                  | 1     | 1      | 0      | 0                    | 0        | 1     | 0     | 0     | 0     | 0           | 0                    | 0               | 0            | 0                      | 0     | 0        | 1     | 0                 | 0     | 0                    |              |  |  |  |
| Contra Costa County Hercules         | 5     | 5      | 0      | 0                    | 0        | 3     | 1     | 1     | 0     | 0           | 0                    | 0               | 0            | 0                      | 0     | 5        | 0     | 0                 | 0     | 0                    |              |  |  |  |
| Fresno County Sheriff's Dept         | 1     | 1      | 0      | 0                    | 0        | 1     | 0     | 0     | 0     | 0           | 0                    | 0               | 0            | 0                      | 1     | 0        | 0     | 0                 | 0     | 0                    |              |  |  |  |
| Fresno County Sheriff's Dept Sanger  | 1     | 1      | 0      | 0                    | 0        | 1     | 0     | 0     | 0     | 0           | 0                    | 0               | 0            | 0                      | 1     | 0        | 0     | 0                 | 0     | 0                    |              |  |  |  |
| Imperial County                      | 3     | 3      | 0      | 0                    | 0        | 3     | 0     | 0     | 0     | 0           | 0                    | 0               | 0            | 0                      | 3     | 0        | 0     | 0                 | 0     | 0                    |              |  |  |  |
| Imperial County Brawley              | 6     | 5      | 1      | 0                    | 0        | 1     | 3     | 1     | 1     | 0           | 0                    | 0               | 0            | 1                      | 3     | 0        | 0     | 0                 | 0     | 2                    |              |  |  |  |
| Kern County                          | 1     | 1      | 0      | 0                    | 0        | 0     | 0     | 0     | 0     | 0           | 0                    | 0               | 0            | 0                      | 0     | 0        | 1     | 0                 | 0     | 0                    |              |  |  |  |
| Kern County Sheriff's Dept           | 18    | 17     | 1      | 0                    | 0        | 8     | 6     | 3     | 1     | 0           | 0                    | 0               | 1            | 4                      | 9     | 4        | 0     | 0                 | 0     | 0                    |              |  |  |  |
| Los Angeles County Sheriff's Dept    | 2     | 2      | 0      | 0                    | 1        | 0     | 0     | 0     | 0     | 0           | 0                    | 0               | 0            | 1                      | 0     | 0        | 0     | 0                 | 0     | 0                    |              |  |  |  |
| Alhambra                             | 1     | 1      | 0      | 0                    | 0        | 0     | 0     | 0     | 0     | 0           | 0                    | 0               | 0            | 0                      | 0     | 0        | 0     | 0                 | 0     | 0                    |              |  |  |  |
| Glendale                             | 1     | 1      | 0      | 0                    | 0        | 0     | 1     | 0     | 0     | 0           | 0                    | 0               | 0            | 0                      | 0     | 0        | 0     | 0                 | 0     | 0                    |              |  |  |  |
| Long Beach                           | 11    | 6      | 5      | 0                    | 0        | 7     | 2     | 1     | 0     | 0           | 0                    | 0               | 0            | 3                      | 8     | 0        | 0     | 0                 | 0     | 0                    |              |  |  |  |
| Los Angeles Sheriff's Dept           | 1     | 1      | 0      | 0                    | 0        | 1     | 0     | 0     | 0     | 0           | 0                    | 0               | 0            | 0                      | 0     | 1        | 0     | 0                 | 0     | 0                    |              |  |  |  |
| Marin County                         | 1     | 1      | 0      | 0                    | 0        | 0     | 0     | 0     | 0     | 0           | 0                    | 0               | 0            | 0                      | 0     | 0        | 0     | 0                 | 0     | 0                    |              |  |  |  |
| Ross                                 | 1     | 1      | 0      | 0                    | 0        | 1     | 0     | 0     | 0     | 0           | 0                    | 0               | 0            | 0                      | 0     | 1        | 0     | 0                 | 0     | 0                    |              |  |  |  |
| Mono County                          | 1     | 1      | 0      | 0                    | 0        | 1     | 0     | 0     | 0     | 0           | 0                    | 0               | 0            | 0                      | 0     | 1        | 0     | 0                 | 0     | 0                    |              |  |  |  |
| Mammoth Lakes                        | 3     | 3      | 0      | 0                    | 0        | 2     | 0     | 1     | 0     | 0           | 0                    | 0               | 0            | 0                      | 1     | 2        | 0     | 0                 | 0     | 0                    |              |  |  |  |
| Orange County                        | 2     | 2      | 0      | 0                    | 0        | 1     | 0     | 0     | 0     | 0           | 0                    | 0               | 0            | 0                      | 2     | 0        | 0     | 0                 | 0     | 0                    |              |  |  |  |
| Huntington Beach                     | 1     | 1      | 0      | 0                    | 0        | 1     | 0     | 0     | 0     | 0           | 0                    | 0               | 0            | 0                      | 1     | 0        | 0     | 0                 | 0     | 0                    |              |  |  |  |
| Riverside County Sheriff's Dept      | 1     | 1      | 0      | 0                    | 0        | 1     | 0     | 0     | 0     | 0           | 0                    | 0               | 0            | 0                      | 1     | 0        | 0     | 0                 | 0     | 0                    |              |  |  |  |
| Riverside Sheriff's Dept             | 2     | 2      | 0      | 0                    | 0        | 0     | 2     | 0     | 0     | 0           | 0                    | 0               | 0            | 0                      | 0     | 1        | 0     | 0                 | 0     | 0                    |              |  |  |  |
| Sacramento County Sheriff's Dept     | 1     | 1      | 0      | 0                    | 0        | 0     | 0     | 0     | 0     | 0           | 0                    | 0               | 0            | 0                      | 0     | 0        | 0     | 0                 | 0     | 0                    |              |  |  |  |
| Folsom                               | 1     | 1      | 0      | 0                    | 0        | 0     | 0     | 1     | 0     | 0           | 0                    | 0               | 0            | 0                      | 0     | 1        | 0     | 0                 | 0     | 0                    |              |  |  |  |
| San Bernardino County Sheriff's Dept | 1     | 1      | 0      | 0                    | 0        | 1     | 0     | 0     | 0     | 0           | 0                    | 0               | 0            | 0                      | 1     | 0        | 0     | 0                 | 0     | 0                    |              |  |  |  |
| San Bernardino Sheriff's Dept        | 2     | 2      | 0      | 0                    | 1        | 0     | 0     | 0     | 0     | 0           | 0                    | 0               | 0            | 0                      | 2     | 0        | 0     | 0                 | 0     | 0                    |              |  |  |  |
| Ontario                              | 1     | 1      | 0      | 0                    | 0        | 1     | 0     | 0     | 0     | 0           | 0                    | 0               | 0            | 1                      | 0     | 0        | 0     | 0                 | 0     | 0                    |              |  |  |  |
| San Bernardino Sheriff's Dept        | 4     | 4      | 0      | 0                    | 0        | 2     | 1     | 0     | 1     | 0           | 0                    | 0               | 0            | 1                      | 2     | 1        | 0     | 0                 | 0     | 0                    |              |  |  |  |
| San Diego County                     | 1     | 1      | 0      | 0                    | 0        | 1     | 0     | 0     | 0     | 0           | 0                    | 0               | 0            | 0                      | 0     | 0        | 0     | 0                 | 0     | 0                    |              |  |  |  |
| Chula Vista                          | 1     | 1      | 0      | 0                    | 0        | 1     | 0     | 0     | 0     | 0           | 0                    | 0               | 0            | 0                      | 0     | 0        | 0     | 0                 | 0     | 0                    |              |  |  |  |
| San Diego Sheriff's Dept             | 1     | 1      | 0      | 0                    | 0        | 1     | 0     | 0     | 0     | 0           | 0                    | 0               | 0            | 0                      | 0     | 0        | 0     | 0                 | 0     | 0                    |              |  |  |  |
| Pismo Beach                          | 2     | 2      | 0      | 0                    | 0        | 0     | 1     | 0     | 0     | 0           | 0                    | 0               | 0            | 0                      | 0     | 1        | 0     | 0                 | 0     | 0                    |              |  |  |  |
| San Luis Obispo County               | 1     | 1      | 0      | 0                    | 0        | 0     | 0     | 0     | 0     | 0           | 0                    | 0               | 0            | 0                      | 0     | 0        | 0     | 0                 | 0     | 0                    |              |  |  |  |
| San Mateo County                     | 1     | 1      | 0      | 0                    | 0        | 0     | 0     | 0     | 0     | 0           | 0                    | 0               | 0            | 0                      | 0     | 0        | 0     | 0                 | 0     | 0                    |              |  |  |  |
| Daly City                            | 2     | 2      | 0      | 0                    | 0        | 0     | 1     | 0     | 0     | 0           | 0                    | 0               | 0            | 0                      | 2     | 0        | 0     | 0                 | 0     | 0                    |              |  |  |  |
| South San Francisco                  | 1     | 1      | 0      | 0                    | 0        | 1     | 0     | 0     | 0     | 0           | 0                    | 0               | 0            | 0                      | 0     | 0        | 0     | 0                 | 0     | 0                    |              |  |  |  |
| San Jose                             | 1     | 1      | 0      | 0                    | 0        | 0     | 1     | 0     | 0     | 0           | 0                    | 0               | 0            | 0                      | 1     | 0        | 0     | 0                 | 0     | 0                    |              |  |  |  |

(continued)

Table 22 - continued  
**USE OF FORCE, 2023**  
 Civilians with Injury by County and Jurisdiction, Gender, Age, and Race/Ethnic Group

| County and Jurisdiction   | Total |        |                  | Gender               |          |       |       |       |       |                | Age                  |                    |                 |                               |       |          |       |            |       |                      | Race/ethnic group    |                      |                      |                      |                      |                      |                      |
|---------------------------|-------|--------|------------------|----------------------|----------|-------|-------|-------|-------|----------------|----------------------|--------------------|-----------------|-------------------------------|-------|----------|-------|------------|-------|----------------------|----------------------|----------------------|----------------------|----------------------|----------------------|----------------------|----------------------|
|                           | Male  | Female | Trans-<br>gender | Unknown <sup>1</sup> | Under 18 | 18-25 | 26-35 | 36-45 | 46-55 | 56 and<br>over | Unknown <sup>1</sup> | American<br>Indian | Asian<br>Indian | Asian/<br>Pacific<br>Islander | Black | Hispanic | White | Multi-race | Other | Unknown <sup>1</sup> |                      |                      |                      |                      |                      |                      |                      |
|                           |       |        |                  |                      |          |       |       |       |       |                |                      |                    |                 |                               |       |          |       |            |       |                      | Unknown <sup>1</sup> | Unknown <sup>1</sup> | Unknown <sup>1</sup> | Unknown <sup>1</sup> | Unknown <sup>1</sup> | Unknown <sup>1</sup> | Unknown <sup>1</sup> |
| Sierra County             | 1     | 0      | 0                | 0                    | 0        | 0     | 1     | 0     | 0     | 0              | 0                    | 0                  | 0               | 0                             | 0     | 0        | 1     | 0          | 0     | 0                    |                      |                      |                      |                      |                      |                      |                      |
| Sheriff's Dept            |       |        |                  |                      |          |       |       |       |       |                |                      |                    |                 |                               |       |          |       |            |       |                      |                      |                      |                      |                      |                      |                      |                      |
| Siskiyou County           | 1     | 0      | 0                | 0                    | 0        | 0     | 0     | 0     | 0     | 1              | 0                    | 0                  | 0               | 0                             | 0     | 0        | 0     | 0          | 0     | 1                    |                      |                      |                      |                      |                      |                      |                      |
| Mount Shasta              |       |        |                  |                      |          |       |       |       |       |                |                      |                    |                 |                               |       |          |       |            |       |                      |                      |                      |                      |                      |                      |                      |                      |
| Solano County             | 1     | 0      | 0                | 0                    | 0        | 0     | 1     | 0     | 0     | 0              | 0                    | 0                  | 0               | 0                             | 1     | 0        | 0     | 0          | 0     | 0                    |                      |                      |                      |                      |                      |                      |                      |
| Fairfield                 |       |        |                  |                      |          |       |       |       |       |                |                      |                    |                 |                               |       |          |       |            |       |                      |                      |                      |                      |                      |                      |                      |                      |
| Sonoma County             | 1     | 0      | 0                | 0                    | 0        | 1     | 0     | 0     | 0     | 0              | 0                    | 0                  | 0               | 0                             | 1     | 0        | 0     | 0          | 0     | 0                    |                      |                      |                      |                      |                      |                      |                      |
| Rohnert Park              |       |        |                  |                      |          |       |       |       |       |                |                      |                    |                 |                               |       |          |       |            |       |                      |                      |                      |                      |                      |                      |                      |                      |
| Tulare County             | 1     | 0      | 0                | 0                    | 0        | 1     | 0     | 0     | 0     | 0              | 0                    | 0                  | 0               | 0                             | 1     | 0        | 0     | 0          | 0     | 0                    |                      |                      |                      |                      |                      |                      |                      |
| Tulare                    |       |        |                  |                      |          |       |       |       |       |                |                      |                    |                 |                               |       |          |       |            |       |                      |                      |                      |                      |                      |                      |                      |                      |
| Ventura County            | 2     | 0      | 0                | 0                    | 1        | 1     | 0     | 0     | 0     | 0              | 0                    | 0                  | 0               | 1                             | 0     | 1        | 0     | 0          | 0     | 0                    |                      |                      |                      |                      |                      |                      |                      |
| Ventura                   |       |        |                  |                      |          |       |       |       |       |                |                      |                    |                 |                               |       |          |       |            |       |                      |                      |                      |                      |                      |                      |                      |                      |
| California Highway Patrol | 6     | 0      | 0                | 0                    | 3        | 2     | 1     | 1     | 0     | 0              | 0                    | 0                  | 0               | 0                             | 5     | 1        | 0     | 0          | 0     | 0                    |                      |                      |                      |                      |                      |                      |                      |

<sup>1</sup>Unknown denotes that information was not available at the time of reporting or the agency's investigation is still pending.



Table 23  
**USE OF FORCE, 2023**  
 Civilians with Serious Bodily Injury by County and Jurisdiction, Gender, Age, and Race/Ethnic Group

| County and Jurisdiction | Gender |      |        | Age         |                      |          |       |       |       |       | Race/ethnic group |                      |                 |              |                        |       |          |       |            |       |                      |
|-------------------------|--------|------|--------|-------------|----------------------|----------|-------|-------|-------|-------|-------------------|----------------------|-----------------|--------------|------------------------|-------|----------|-------|------------|-------|----------------------|
|                         | Total  | Male | Female | Transgender | Unknown <sup>2</sup> | Under 18 | 18-25 | 26-35 | 36-45 | 46-55 | 56 and over       | Unknown <sup>2</sup> | American Indian | Asian Indian | Asian/Pacific Islander | Black | Hispanic | White | Multi-race | Other | Unknown <sup>2</sup> |
|                         |        |      |        |             |                      |          |       |       |       |       |                   |                      |                 |              |                        |       |          |       |            |       |                      |
| Total                   | 343    | 318  | 25     | 0           | 0                    | 10       | 49    | 139   | 91    | 42    | 12                | 0                    | 1               | 3            | 8                      | 63    | 159      | 103   | 0          | 0     | 6                    |
| Alameda County          | 1      | 1    | 0      | 0           | 0                    | 0        | 1     | 0     | 0     | 0     | 0                 | 0                    | 0               | 0            | 0                      | 1     | 0        | 0     | 0          | 0     | 0                    |
| Emeryville              | 1      | 1    | 0      | 0           | 0                    | 0        | 1     | 0     | 0     | 0     | 0                 | 0                    | 0               | 0            | 0                      | 1     | 0        | 0     | 0          | 0     | 0                    |
| Oakland                 | 1      | 1    | 0      | 0           | 0                    | 0        | 1     | 0     | 0     | 0     | 0                 | 0                    | 0               | 0            | 0                      | 1     | 0        | 0     | 0          | 0     | 0                    |
| Amador County           | 1      | 1    | 0      | 0           | 0                    | 0        | 0     | 0     | 1     | 0     | 0                 | 0                    | 0               | 0            | 0                      | 0     | 0        | 1     | 0          | 0     | 0                    |
| Sheriff's Dept          |        |      |        |             |                      |          |       |       |       |       |                   |                      |                 |              |                        |       |          |       |            |       |                      |
| Butte County            | 2      | 2    | 0      | 0           | 0                    | 1        | 0     | 1     | 0     | 0     | 0                 | 0                    | 0               | 0            | 0                      | 0     | 0        | 2     | 0          | 0     | 0                    |
| Chico                   |        |      |        |             |                      |          |       |       |       |       |                   |                      |                 |              |                        |       |          |       |            |       |                      |
| Contra Costa County     | 1      | 1    | 0      | 0           | 0                    | 0        | 1     | 0     | 0     | 0     | 0                 | 0                    | 0               | 0            | 0                      | 0     | 0        | 1     | 0          | 0     | 0                    |
| Antioch                 | 1      | 1    | 0      | 0           | 0                    | 1        | 0     | 0     | 0     | 0     | 0                 | 0                    | 0               | 0            | 0                      | 0     | 0        | 1     | 0          | 0     | 0                    |
| Marinez                 | 1      | 1    | 0      | 0           | 0                    | 1        | 0     | 0     | 0     | 0     | 0                 | 0                    | 0               | 0            | 0                      | 1     | 0        | 0     | 0          | 0     | 0                    |
| San Pablo               | 1      | 1    | 0      | 0           | 0                    | 0        | 0     | 1     | 0     | 0     | 0                 | 0                    | 0               | 0            | 0                      | 1     | 0        | 0     | 0          | 0     | 0                    |
| Fresno County           | 1      | 1    | 0      | 0           | 0                    | 0        | 0     | 0     | 0     | 1     | 0                 | 0                    | 0               | 0            | 0                      | 0     | 1        | 0     | 0          | 0     | 0                    |
| Sheriff's Dept          |        |      |        |             |                      |          |       |       |       |       |                   |                      |                 |              |                        |       |          |       |            |       |                      |
| Fresno                  | 3      | 3    | 0      | 0           | 0                    | 1        | 0     | 0     | 2     | 0     | 0                 | 0                    | 0               | 0            | 0                      | 0     | 2        | 1     | 0          | 0     | 0                    |
| Reedley                 | 1      | 1    | 0      | 0           | 0                    | 0        | 1     | 0     | 0     | 0     | 0                 | 0                    | 0               | 0            | 0                      | 0     | 0        | 1     | 0          | 0     | 0                    |
| Selma                   | 2      | 2    | 0      | 0           | 0                    | 0        | 2     | 0     | 0     | 0     | 0                 | 0                    | 0               | 0            | 0                      | 0     | 2        | 0     | 0          | 0     | 0                    |
| Humboldt County         | 2      | 2    | 0      | 0           | 0                    | 1        | 1     | 0     | 0     | 0     | 0                 | 0                    | 0               | 0            | 0                      | 0     | 0        | 2     | 0          | 0     | 0                    |
| Sheriff's Dept          |        |      |        |             |                      |          |       |       |       |       |                   |                      |                 |              |                        |       |          |       |            |       |                      |
| Imperial County         | 1      | 1    | 0      | 0           | 0                    | 0        | 0     | 1     | 0     | 0     | 0                 | 0                    | 0               | 0            | 0                      | 0     | 0        | 1     | 0          | 0     | 0                    |
| El Centro               |        |      |        |             |                      |          |       |       |       |       |                   |                      |                 |              |                        |       |          |       |            |       |                      |
| Kern County             | 1      | 1    | 0      | 0           | 0                    | 0        | 0     | 1     | 0     | 0     | 0                 | 0                    | 0               | 0            | 0                      | 0     | 0        | 1     | 0          | 0     | 0                    |
| Sheriff's Dept          |        |      |        |             |                      |          |       |       |       |       |                   |                      |                 |              |                        |       |          |       |            |       |                      |
| Probation Dept          | 1      | 1    | 0      | 0           | 0                    | 0        | 0     | 0     | 1     | 0     | 0                 | 0                    | 0               | 0            | 0                      | 0     | 1        | 0     | 0          | 0     | 0                    |
| Bakersfield             | 9      | 9    | 0      | 0           | 0                    | 2        | 3     | 3     | 1     | 0     | 0                 | 0                    | 0               | 0            | 0                      | 2     | 5        | 2     | 0          | 0     | 0                    |
| Ridgecrest              | 1      | 1    | 0      | 0           | 0                    | 0        | 0     | 0     | 0     | 1     | 0                 | 0                    | 0               | 0            | 0                      | 1     | 0        | 0     | 0          | 0     | 0                    |
| Kings County            | 4      | 4    | 0      | 0           | 0                    | 0        | 1     | 3     | 0     | 0     | 0                 | 0                    | 0               | 0            | 0                      | 1     | 3        | 0     | 0          | 0     | 0                    |
| Sheriff's Dept          |        |      |        |             |                      |          |       |       |       |       |                   |                      |                 |              |                        |       |          |       |            |       |                      |
| Hanford                 | 3      | 3    | 0      | 0           | 0                    | 1        | 2     | 0     | 0     | 0     | 0                 | 0                    | 0               | 0            | 0                      | 1     | 3        | 0     | 0          | 0     | 0                    |
| Los Angeles County      | 12     | 11   | 1      | 0           | 0                    | 2        | 5     | 3     | 0     | 0     | 0                 | 0                    | 0               | 1            | 0                      | 2     | 9        | 0     | 0          | 0     | 0                    |
| Sheriff's Dept          |        |      |        |             |                      |          |       |       |       |       |                   |                      |                 |              |                        |       |          |       |            |       |                      |
| Alhambra                | 1      | 1    | 0      | 0           | 0                    | 1        | 0     | 0     | 0     | 0     | 0                 | 0                    | 0               | 0            | 0                      | 0     | 1        | 0     | 0          | 0     | 0                    |
| Arcadia                 | 1      | 0    | 1      | 0           | 0                    | 1        | 0     | 0     | 0     | 0     | 0                 | 0                    | 0               | 0            | 0                      | 0     | 1        | 0     | 0          | 0     | 0                    |
| Beverly Hills           | 2      | 2    | 0      | 0           | 0                    | 1        | 0     | 1     | 0     | 0     | 0                 | 0                    | 0               | 0            | 0                      | 0     | 1        | 1     | 0          | 0     | 0                    |
| Burbank                 | 2      | 2    | 0      | 0           | 0                    | 1        | 1     | 0     | 0     | 0     | 0                 | 0                    | 0               | 0            | 0                      | 0     | 1        | 1     | 0          | 0     | 0                    |
| Huntington Park         | 1      | 1    | 0      | 0           | 0                    | 0        | 0     | 0     | 1     | 0     | 0                 | 0                    | 0               | 0            | 0                      | 0     | 1        | 0     | 0          | 0     | 0                    |
| Long Beach              | 3      | 3    | 0      | 0           | 0                    | 3        | 0     | 0     | 1     | 0     | 0                 | 0                    | 0               | 0            | 0                      | 0     | 1        | 1     | 0          | 0     | 0                    |
| Los Angeles             | 37     | 34   | 3      | 0           | 0                    | 7        | 15    | 8     | 6     | 1     | 0                 | 0                    | 0               | 0            | 0                      | 12    | 16       | 9     | 0          | 0     | 0                    |
| San Fernando            | 1      | 1    | 0      | 0           | 0                    | 0        | 0     | 1     | 1     | 0     | 0                 | 0                    | 0               | 0            | 0                      | 0     | 1        | 0     | 0          | 0     | 0                    |
| San Antonio             | 3      | 3    | 0      | 0           | 0                    | 0        | 1     | 1     | 0     | 0     | 0                 | 0                    | 0               | 0            | 0                      | 1     | 1        | 0     | 0          | 0     | 0                    |
| Santa Monica            | 3      | 3    | 0      | 0           | 0                    | 0        | 1     | 1     | 0     | 0     | 0                 | 0                    | 0               | 0            | 0                      | 1     | 1        | 0     | 0          | 0     | 0                    |
| Whittier                | 3      | 2    | 1      | 0           | 0                    | 0        | 3     | 0     | 0     | 0     | 0                 | 0                    | 0               | 0            | 0                      | 0     | 2        | 1     | 0          | 0     | 0                    |
| Marin County            | 1      | 1    | 0      | 0           | 0                    | 0        | 0     | 0     | 1     | 0     | 0                 | 0                    | 0               | 0            | 0                      | 0     | 0        | 0     | 0          | 0     | 1                    |
| Sheriff's Dept          |        |      |        |             |                      |          |       |       |       |       |                   |                      |                 |              |                        |       |          |       |            |       |                      |
| Merced County           | 1      | 1    | 0      | 0           | 0                    | 0        | 1     | 0     | 0     | 0     | 0                 | 0                    | 0               | 0            | 0                      | 1     | 0        | 0     | 0          | 0     | 0                    |
| Sheriff's Dept          |        |      |        |             |                      |          |       |       |       |       |                   |                      |                 |              |                        |       |          |       |            |       |                      |
| Monterey County         | 5      | 5    | 0      | 0           | 0                    | 0        | 4     | 1     | 0     | 0     | 0                 | 0                    | 0               | 0            | 0                      | 0     | 5        | 0     | 0          | 0     | 0                    |
| Salinas                 |        |      |        |             |                      |          |       |       |       |       |                   |                      |                 |              |                        |       |          |       |            |       |                      |

(continued)

Table 23 - continued  
**USE OF FORCE, 2023**  
 Civilians with Serious Bodily Injury by County and Jurisdiction, Gender, Age, and Race/Ethnic Group

| County and Jurisdiction | Gender |      | Age    |                  |                      |             |       |       |       | Race/ethnic group |                |                      |                    |                 |                               |       |          |       |            |       |                      |
|-------------------------|--------|------|--------|------------------|----------------------|-------------|-------|-------|-------|-------------------|----------------|----------------------|--------------------|-----------------|-------------------------------|-------|----------|-------|------------|-------|----------------------|
|                         | Total  | Male | Female | Trans-<br>gender | Unknown <sup>2</sup> | Under<br>18 | 18-25 | 26-35 | 36-45 | 46-55             | 56 and<br>over | Unknown <sup>2</sup> | American<br>Indian | Asian<br>Indian | Asian/<br>Pacific<br>Islander | Black | Hispanic | White | Multi-race | Other | Unknown <sup>2</sup> |
| Napa County             | 3      | 3    | 0      | 0                | 0                    | 0           | 2     | 1     | 0     | 0                 | 0              | 0                    | 0                  | 0               | 0                             | 2     | 0        | 1     | 0          | 0     | 0                    |
| Sheriff's Dept          | 1      | 1    | 0      | 0                | 0                    | 0           | 1     | 0     | 0     | 0                 | 0              | 0                    | 0                  | 0               | 0                             | 0     | 1        | 0     | 0          | 0     | 0                    |
| Napa                    | 1      | 1    | 0      | 0                | 0                    | 0           | 1     | 0     | 0     | 0                 | 0              | 0                    | 0                  | 0               | 0                             | 0     | 0        | 1     | 0          | 0     | 0                    |
| Nevada County           | 5      | 5    | 0      | 0                | 0                    | 1           | 2     | 3     | 2     | 0                 | 0              | 0                    | 0                  | 0               | 0                             | 1     | 1        | 3     | 0          | 0     | 0                    |
| Grass Valley            | 8      | 8    | 0      | 0                | 0                    | 0           | 3     | 2     | 0     | 0                 | 0              | 0                    | 0                  | 0               | 0                             | 0     | 6        | 1     | 0          | 0     | 0                    |
| Orange County           | 1      | 1    | 0      | 0                | 0                    | 0           | 1     | 0     | 0     | 0                 | 0              | 0                    | 0                  | 0               | 0                             | 0     | 0        | 1     | 0          | 0     | 0                    |
| Sheriff's Dept          | 1      | 1    | 0      | 0                | 0                    | 0           | 1     | 0     | 0     | 0                 | 0              | 0                    | 0                  | 0               | 0                             | 0     | 0        | 1     | 0          | 0     | 0                    |
| Anaheim                 | 1      | 1    | 0      | 0                | 0                    | 0           | 1     | 0     | 0     | 0                 | 0              | 0                    | 0                  | 0               | 0                             | 0     | 0        | 1     | 0          | 0     | 0                    |
| Fullerton               | 1      | 1    | 0      | 0                | 0                    | 0           | 1     | 0     | 0     | 0                 | 0              | 0                    | 0                  | 0               | 0                             | 0     | 0        | 1     | 0          | 0     | 0                    |
| La Habra                | 1      | 1    | 0      | 0                | 0                    | 0           | 1     | 0     | 0     | 0                 | 0              | 0                    | 0                  | 0               | 0                             | 0     | 0        | 1     | 0          | 0     | 0                    |
| Los Alamitos            | 1      | 1    | 0      | 0                | 0                    | 0           | 1     | 0     | 0     | 0                 | 0              | 0                    | 0                  | 0               | 0                             | 0     | 0        | 1     | 0          | 0     | 0                    |
| Newport Beach           | 2      | 2    | 1      | 1                | 0                    | 0           | 0     | 1     | 1     | 0                 | 0              | 0                    | 0                  | 0               | 0                             | 0     | 0        | 2     | 0          | 0     | 0                    |
| Placentia               | 1      | 1    | 0      | 0                | 0                    | 0           | 1     | 0     | 0     | 0                 | 0              | 0                    | 0                  | 0               | 0                             | 0     | 0        | 1     | 0          | 0     | 0                    |
| Santa Ana               | 2      | 2    | 0      | 0                | 0                    | 1           | 0     | 1     | 0     | 0                 | 0              | 0                    | 0                  | 0               | 0                             | 0     | 2        | 0     | 0          | 0     | 0                    |
| Westminster             | 1      | 1    | 0      | 0                | 0                    | 0           | 1     | 0     | 0     | 0                 | 0              | 0                    | 0                  | 0               | 0                             | 0     | 0        | 1     | 0          | 0     | 0                    |
| Placer County           | 1      | 1    | 0      | 0                | 0                    | 0           | 0     | 1     | 0     | 0                 | 0              | 0                    | 0                  | 0               | 0                             | 0     | 0        | 1     | 0          | 0     | 0                    |
| Sheriff's Dept          | 1      | 1    | 0      | 0                | 0                    | 0           | 0     | 1     | 0     | 0                 | 0              | 0                    | 0                  | 0               | 0                             | 0     | 0        | 1     | 0          | 0     | 0                    |
| Rocklin                 | 1      | 1    | 0      | 0                | 0                    | 0           | 1     | 0     | 0     | 0                 | 0              | 0                    | 0                  | 0               | 0                             | 0     | 0        | 1     | 0          | 0     | 0                    |
| Roseville               | 1      | 1    | 0      | 0                | 0                    | 0           | 1     | 0     | 0     | 0                 | 0              | 0                    | 0                  | 0               | 0                             | 0     | 0        | 1     | 0          | 0     | 0                    |
| Riverside County        | 13     | 10   | 3      | 0                | 0                    | 1           | 6     | 4     | 2     | 0                 | 0              | 0                    | 0                  | 0               | 0                             | 2     | 9        | 2     | 0          | 0     | 0                    |
| Sheriff's Dept          | 2      | 2    | 0      | 0                | 0                    | 1           | 1     | 1     | 0     | 0                 | 0              | 0                    | 0                  | 0               | 0                             | 1     | 0        | 1     | 0          | 0     | 0                    |
| Beaumont                | 1      | 1    | 0      | 0                | 0                    | 0           | 1     | 0     | 0     | 0                 | 0              | 0                    | 0                  | 0               | 0                             | 0     | 0        | 1     | 0          | 0     | 0                    |
| Cathedral City          | 2      | 2    | 0      | 0                | 0                    | 1           | 0     | 1     | 0     | 0                 | 0              | 0                    | 0                  | 0               | 0                             | 0     | 0        | 1     | 0          | 0     | 0                    |
| Corona                  | 2      | 2    | 0      | 0                | 0                    | 1           | 0     | 1     | 0     | 0                 | 0              | 0                    | 0                  | 0               | 0                             | 0     | 0        | 1     | 0          | 0     | 0                    |
| Hemet                   | 4      | 3    | 1      | 0                | 0                    | 0           | 3     | 1     | 0     | 0                 | 0              | 0                    | 0                  | 0               | 0                             | 0     | 1        | 3     | 0          | 0     | 0                    |
| Hemet                   | 1      | 1    | 0      | 0                | 0                    | 0           | 0     | 1     | 0     | 0                 | 0              | 0                    | 0                  | 0               | 0                             | 0     | 1        | 0     | 0          | 0     | 0                    |
| Menifee                 | 1      | 1    | 0      | 0                | 0                    | 0           | 0     | 1     | 0     | 0                 | 0              | 0                    | 0                  | 0               | 0                             | 0     | 1        | 0     | 0          | 0     | 0                    |
| Riverside               | 8      | 8    | 0      | 0                | 0                    | 2           | 3     | 3     | 0     | 0                 | 0              | 0                    | 0                  | 0               | 0                             | 1     | 6        | 1     | 0          | 0     | 0                    |
| Sacramento County       | 14     | 12   | 2      | 0                | 0                    | 3           | 5     | 2     | 3     | 1                 | 0              | 0                    | 0                  | 0               | 0                             | 1     | 7        | 6     | 0          | 0     | 0                    |
| Sheriff's Dept          | 1      | 1    | 0      | 0                | 0                    | 1           | 0     | 0     | 0     | 0                 | 0              | 0                    | 0                  | 0               | 0                             | 1     | 0        | 0     | 0          | 0     | 0                    |
| Elk Grove               | 11     | 8    | 3      | 0                | 0                    | 1           | 2     | 3     | 4     | 1                 | 0              | 0                    | 1                  | 1               | 2                             | 4     | 1        | 3     | 0          | 0     | 0                    |
| Sacramento              | 5      | 4    | 1      | 0                | 0                    | 1           | 4     | 0     | 0     | 0                 | 0              | 0                    | 0                  | 0               | 0                             | 1     | 2        | 2     | 0          | 0     | 0                    |
| Sheriff's Dept          | 2      | 2    | 0      | 0                | 0                    | 0           | 0     | 0     | 2     | 0                 | 0              | 0                    | 0                  | 0               | 0                             | 0     | 0        | 2     | 0          | 0     | 0                    |
| Montclair               | 6      | 6    | 0      | 0                | 0                    | 1           | 3     | 2     | 0     | 0                 | 0              | 0                    | 0                  | 0               | 0                             | 0     | 2        | 0     | 0          | 0     | 0                    |
| Orland                  | 1      | 1    | 0      | 0                | 0                    | 0           | 1     | 0     | 0     | 0                 | 0              | 0                    | 0                  | 0               | 0                             | 0     | 0        | 0     | 0          | 0     | 1                    |
| Rialto                  | 11     | 11   | 0      | 0                | 0                    | 1           | 3     | 2     | 5     | 0                 | 0              | 0                    | 0                  | 0               | 0                             | 5     | 4        | 1     | 0          | 0     | 1                    |
| San Bernardino          | 24     | 24   | 0      | 0                | 0                    | 2           | 12    | 6     | 3     | 1                 | 0              | 0                    | 0                  | 0               | 2                             | 5     | 5        | 11    | 0          | 0     | 1                    |
| Sheriff's Dept          | 1      | 1    | 0      | 0                | 0                    | 1           | 0     | 0     | 0     | 0                 | 0              | 0                    | 0                  | 0               | 0                             | 0     | 1        | 0     | 0          | 0     | 0                    |
| Carlsbad                | 1      | 1    | 0      | 0                | 0                    | 0           | 1     | 0     | 0     | 0                 | 0              | 0                    | 0                  | 0               | 0                             | 0     | 1        | 0     | 0          | 0     | 0                    |
| Oceanside               | 1      | 1    | 0      | 0                | 0                    | 0           | 1     | 0     | 0     | 0                 | 0              | 0                    | 0                  | 0               | 0                             | 0     | 1        | 0     | 0          | 0     | 0                    |
| San Diego               | 2      | 2    | 0      | 0                | 0                    | 1           | 0     | 1     | 0     | 0                 | 0              | 0                    | 0                  | 0               | 1                             | 0     | 1        | 0     | 0          | 0     | 0                    |
| San Diego County        | 5      | 5    | 0      | 0                | 0                    | 1           | 2     | 1     | 1     | 0                 | 0              | 0                    | 0                  | 0               | 0                             | 2     | 2        | 1     | 0          | 0     | 0                    |
| Sheriff's Dept          | 2      | 2    | 0      | 0                | 0                    | 0           | 1     | 0     | 0     | 0                 | 0              | 0                    | 0                  | 0               | 0                             | 0     | 1        | 0     | 0          | 0     | 0                    |
| San Francisco           | 2      | 2    | 0      | 0                | 0                    | 0           | 1     | 1     | 0     | 0                 | 0              | 0                    | 0                  | 0               | 0                             | 0     | 1        | 0     | 0          | 0     | 0                    |
| San Francisco           | 3      | 3    | 0      | 0                | 0                    | 1           | 1     | 1     | 0     | 1                 | 0              | 0                    | 0                  | 0               | 0                             | 0     | 2        | 1     | 0          | 0     | 0                    |
| San Joaquin County      | 2      | 2    | 0      | 0                | 0                    | 0           | 1     | 1     | 0     | 0                 | 0              | 0                    | 0                  | 0               | 0                             | 0     | 0        | 2     | 0          | 0     | 0                    |
| Sheriff's Dept          | 2      | 2    | 0      | 0                | 0                    | 1           | 1     | 0     | 0     | 0                 | 0              | 0                    | 0                  | 0               | 0                             | 0     | 0        | 1     | 0          | 0     | 0                    |
| Stockton                | 2      | 2    | 0      | 0                | 0                    | 1           | 0     | 1     | 0     | 0                 | 0              | 0                    | 0                  | 0               | 0                             | 0     | 1        | 0     | 0          | 0     | 0                    |
| Tracy                   | 1      | 1    | 0      | 0                | 0                    | 0           | 0     | 0     | 0     | 0                 | 0              | 0                    | 0                  | 0               | 0                             | 0     | 0        | 1     | 0          | 0     | 0                    |
| San Luis Obispo County  | 1      | 1    | 0      | 0                | 0                    | 0           | 0     | 0     | 0     | 0                 | 0              | 0                    | 0                  | 0               | 0                             | 0     | 0        | 1     | 0          | 0     | 0                    |
| Atascadero              | 0      | 0    | 0      | 0                | 0                    | 0           | 0     | 0     | 0     | 0                 | 0              | 0                    | 0                  | 0               | 0                             | 0     | 0        | 0     | 0          | 0     | 0                    |

(continued)

Table 23 - continued  
**USE OF FORCE, 2023**  
**Civilians with Serious Bodily Injury by County and Jurisdiction, Gender, Age, and Race/Ethnic Group**

| County and Jurisdiction                             | Total |      | Gender |                  | Age                  |             |       |       |       |       |                | Race/ethnic group    |                    |                 |                               |       |          |       |            |       |                      |   |
|---|-------|------|--------|------------------|----------------------|-------------|-------|-------|-------|-------|----------------|----------------------|--------------------|-----------------|-------------------------------|-------|----------|-------|------------|-------|----------------------|---|
|   | Total | Male | Female | Trans-<br>gender | Unknown <sup>2</sup> | Under<br>18 | 18-25 | 26-35 | 36-45 | 46-55 | 56 and<br>over | Unknown <sup>2</sup> | American<br>Indian | Asian<br>Indian | Asian/<br>Pacific<br>Islander | Black | Hispanic | White | Multi-race | Other | Unknown <sup>2</sup> |   |
|   |       |      |        |                  |                      |             |       |       |       |       |                |                      |                    |                 |                               |       |          |       |            |       |                      |   |
| San Mateo County                                    | 1     | 0    | 1      | 0                | 0                    | 0           | 0     | 1     | 0     | 0     | 0              | 0                    | 0                  | 0               | 0                             | 0     | 0        | 0     | 0          | 0     | 0                    | 0 |
| Daly City   |       |      |        |                  |                      |             |       |       |       |       |                |                      |                    |                 |                               |       |          |       |            |       |                      |   |
| Santa Clara County                                  | 1     | 1    | 0      | 0                | 0                    | 0           | 1     | 0     | 0     | 0     | 0              | 0                    | 0                  | 0               | 0                             | 0     | 1        | 0     | 0          | 0     | 0                    | 0 |
| Glory   |       |      |        |                  |                      |             |       |       |       |       |                |                      |                    |                 |                               |       |          |       |            |       |                      |   |
| Itanigan Hill                                       | 1     | 1    | 0      | 0                | 0                    | 0           | 1     | 0     | 0     | 0     | 0              | 0                    | 0                  | 0               | 0                             | 0     | 0        | 1     | 0          | 0     | 0                    | 0 |
| Palo Alto   | 2     | 1    | 0      | 0                | 0                    | 0           | 1     | 0     | 0     | 1     | 0              | 0                    | 0                  | 0               | 0                             | 0     | 1        | 0     | 0          | 0     | 0                    | 0 |
| San Jose  | 12    | 10   | 2      | 0                | 0                    | 1           | 3     | 4     | 2     | 2     | 0              | 0                    | 0                  | 0               | 0                             | 2     | 10       | 0     | 0          | 0     | 0                    | 0 |
| Santa Clara   | 1     | 0    | 1      | 0                | 0                    | 0           | 1     | 0     | 0     | 0     | 0              | 0                    | 0                  | 0               | 0                             | 0     | 1        | 0     | 0          | 0     | 0                    | 0 |
| Shasta County                                       | 10    | 10   | 0      | 0                | 0                    | 0           | 2     | 2     | 3     | 3     | 0              | 0                    | 1                  | 0               | 0                             | 0     | 2        | 7     | 0          | 0     | 0                    | 0 |
| Redding   |       |      |        |                  |                      |             |       |       |       |       |                |                      |                    |                 |                               |       |          |       |            |       |                      |   |
| Siskiyou County                                     | 2     | 2    | 0      | 0                | 0                    | 0           | 1     | 0     | 1     | 0     | 0              | 0                    | 0                  | 0               | 0                             | 0     | 0        | 2     | 0          | 0     | 0                    | 0 |
| Yreka   |       |      |        |                  |                      |             |       |       |       |       |                |                      |                    |                 |                               |       |          |       |            |       |                      |   |
| Solano County                                       | 1     | 1    | 0      | 0                | 0                    | 0           | 0     | 0     | 0     | 1     | 0              | 0                    | 0                  | 0               | 0                             | 0     | 0        | 0     | 0          | 0     | 0                    | 0 |
| Sheriff's Dept                                      |       |      |        |                  |                      |             |       |       |       |       |                |                      |                    |                 |                               |       |          |       |            |       |                      |   |
| Vacaville   | 1     | 1    | 0      | 0                | 0                    | 0           | 0     | 0     | 0     | 1     | 0              | 0                    | 0                  | 0               | 0                             | 1     | 0        | 0     | 0          | 0     | 0                    | 0 |
| Vallejo   | 7     | 7    | 0      | 0                | 0                    | 1           | 0     | 1     | 3     | 1     | 1              | 0                    | 0                  | 0               | 0                             | 3     | 1        | 0     | 0          | 0     | 0                    | 0 |
| Sonoma County                                       | 1     | 1    | 0      | 0                | 0                    | 0           | 0     | 0     | 1     | 0     | 0              | 0                    | 0                  | 0               | 0                             | 0     | 0        | 1     | 0          | 0     | 0                    | 0 |
| Rohnert Park  |       |      |        |                  |                      |             |       |       |       |       |                |                      |                    |                 |                               |       |          |       |            |       |                      |   |
| Santa Rosa  | 4     | 4    | 0      | 0                | 0                    | 0           | 0     | 0     | 3     | 0     | 1              | 0                    | 0                  | 0               | 0                             | 0     | 2        | 1     | 0          | 0     | 0                    | 1 |
| Stanislaus County                                   | 1     | 1    | 0      | 0                | 0                    | 0           | 0     | 0     | 0     | 0     | 0              | 0                    | 0                  | 0               | 0                             | 0     | 0        | 0     | 0          | 0     | 0                    | 0 |
| Sheriff's Dept                                      |       |      |        |                  |                      |             |       |       |       |       |                |                      |                    |                 |                               |       |          |       |            |       |                      |   |
| Modesto   | 1     | 1    | 0      | 0                | 0                    | 0           | 0     | 1     | 0     | 0     | 0              | 0                    | 0                  | 0               | 0                             | 0     | 0        | 1     | 0          | 0     | 0                    | 0 |
| Turlock   | 1     | 1    | 0      | 0                | 0                    | 0           | 0     | 0     | 1     | 0     | 0              | 0                    | 0                  | 0               | 0                             | 0     | 0        | 1     | 0          | 0     | 0                    | 0 |
| Sutter County                                       | 1     | 1    | 0      | 0                | 0                    | 0           | 0     | 0     | 0     | 0     | 0              | 0                    | 0                  | 0               | 0                             | 0     | 0        | 1     | 0          | 0     | 0                    | 0 |
| Sheriff's Dept                                      |       |      |        |                  |                      |             |       |       |       |       |                |                      |                    |                 |                               |       |          |       |            |       |                      |   |
| Tehama County                                       | 1     | 1    | 0      | 0                | 0                    | 0           | 0     | 0     | 1     | 0     | 0              | 0                    | 0                  | 0               | 0                             | 0     | 0        | 0     | 0          | 0     | 0                    | 0 |
| Red Bluff   |       |      |        |                  |                      |             |       |       |       |       |                |                      |                    |                 |                               |       |          |       |            |       |                      |   |
| Tulare County                                       | 6     | 6    | 0      | 0                | 0                    | 0           | 1     | 2     | 3     | 0     | 0              | 0                    | 0                  | 0               | 0                             | 0     | 4        | 2     | 0          | 0     | 0                    | 0 |
| Tulare  |       |      |        |                  |                      |             |       |       |       |       |                |                      |                    |                 |                               |       |          |       |            |       |                      |   |
| Ventura County                                      | 1     | 1    | 0      | 0                | 0                    | 0           | 0     | 0     | 0     | 0     | 0              | 0                    | 0                  | 0               | 0                             | 0     | 0        | 1     | 0          | 0     | 0                    | 0 |
| Sheriff's Dept                                      |       |      |        |                  |                      |             |       |       |       |       |                |                      |                    |                 |                               |       |          |       |            |       |                      |   |
| Oxnard  | 3     | 2    | 1      | 0                | 0                    | 0           | 0     | 2     | 0     | 0     | 1              | 0                    | 0                  | 0               | 0                             | 0     | 3        | 0     | 0          | 0     | 0                    | 0 |
| Yolo County   | 1     | 1    | 0      | 0                | 0                    | 0           | 0     | 0     | 0     | 0     | 0              | 0                    | 0                  | 0               | 0                             | 0     | 0        | 1     | 0          | 0     | 0                    | 0 |
| Davis   |       |      |        |                  |                      |             |       |       |       |       |                |                      |                    |                 |                               |       |          |       |            |       |                      |   |
| Yuba County   | 1     | 1    | 0      | 0                | 0                    | 0           | 0     | 0     | 0     | 0     | 0              | 0                    | 0                  | 0               | 0                             | 0     | 0        | 1     | 0          | 0     | 0                    | 0 |
| Sheriff's Dept                                      |       |      |        |                  |                      |             |       |       |       |       |                |                      |                    |                 |                               |       |          |       |            |       |                      |   |
| California Highway Patrol                           | 15    | 14   | 1      | 0                | 0                    | 0           | 2     | 8     | 4     | 0     | 1              | 0                    | 0                  | 0               | 0                             | 3     | 10       | 2     | 0          | 0     | 0                    | 0 |
| Multiple Agencies <sup>1</sup>                      |       |      |        |                  |                      |             |       |       |       |       |                |                      |                    |                 |                               |       |          |       |            |       |                      |   |
| Amador County                                       | 1     | 1    | 0      | 0                | 0                    | 0           | 0     | 0     | 1     | 0     | 0              | 0                    | 0                  | 0               | 0                             | 0     | 0        | 1     | 0          | 0     | 0                    | 0 |
| Jackson/Sutter Creek                                |       |      |        |                  |                      |             |       |       |       |       |                |                      |                    |                 |                               |       |          |       |            |       |                      |   |
| Riverside County                                    | 2     | 2    | 0      | 0                | 0                    | 0           | 0     | 2     | 0     | 0     | 0              | 0                    | 0                  | 0               | 0                             | 1     | 1        | 0     | 0          | 0     | 0                    | 0 |
| Sheriff's Dept/California Highway Patrol            |       |      |        |                  |                      |             |       |       |       |       |                |                      |                    |                 |                               |       |          |       |            |       |                      |   |
| California Highway Patrol/Sacramento Sheriff's Dept | 1     | 1    | 0      | 0                | 0                    | 0           | 0     | 1     | 0     | 0     | 0              | 0                    | 0                  | 0               | 0                             | 0     | 0        | 1     | 0          | 0     | 0                    | 0 |

<sup>1</sup>Agencies are listed in the county of the primary agency.  
<sup>2</sup>Unknown denotes that information was not available at the time of reporting or the agency's investigation is still pending.

Table 24  
**USE OF FORCE, 2023**  
 Deceased Civilians by County and Jurisdiction, Gender, Age, and Race/Ethnic Group

| County and Jurisdiction    | Total |      | Gender |                  | Age                  |             |       |       |       |       |                | Race/ethnic group    |                    |                 |                               |       |          |       |            |       |                      |
|----------------------------|-------|------|--------|------------------|----------------------|-------------|-------|-------|-------|-------|----------------|----------------------|--------------------|-----------------|-------------------------------|-------|----------|-------|------------|-------|----------------------|
|                            | Total | Male | Female | Trans-<br>gender | Unknown <sup>2</sup> | Under<br>18 | 18-25 | 26-35 | 36-45 | 46-55 | 56 and<br>over | Unknown <sup>2</sup> | American<br>Indian | Asian<br>Indian | Asian/<br>Pacific<br>Islander | Black | Hispanic | White | Multi-race | Other | Unknown <sup>2</sup> |
|                            |       |      |        |                  |                      |             |       |       |       |       |                |                      |                    |                 |                               |       |          |       |            |       |                      |
| Total                      | 134   | 127  | 7      | 0                | 0                    | 1           | 17    | 52    | 34    | 16    | 12             | 2                    | 1                  | 1               | 5                             | 26    | 64       | 35    | 0          | 0     | 2                    |
| Alameda County             |       | 2    | 0      | 0                | 0                    | 0           | 0     | 0     | 1     | 0     | 0              | 1                    | 0                  | 0               | 0                             | 1     | 0        | 1     | 0          | 0     | 0                    |
| Berkeley                   |       | 1    | 0      | 0                | 0                    | 0           | 0     | 0     | 0     | 0     | 0              | 0                    | 0                  | 0               | 0                             | 0     | 0        | 0     | 0          | 0     | 0                    |
| Hayward                    |       | 1    | 0      | 0                | 0                    | 0           | 0     | 0     | 0     | 0     | 0              | 0                    | 0                  | 0               | 0                             | 0     | 0        | 0     | 0          | 0     | 0                    |
| Oakland                    |       | 1    | 0      | 0                | 0                    | 0           | 0     | 0     | 0     | 0     | 0              | 0                    | 0                  | 0               | 0                             | 0     | 0        | 0     | 0          | 0     | 0                    |
| Butte County               |       |      |        |                  |                      |             |       |       |       |       |                |                      |                    |                 |                               |       |          |       |            |       |                      |
| Gridley                    |       | 1    | 0      | 0                | 0                    | 0           | 0     | 0     | 1     | 0     | 0              | 0                    | 0                  | 0               | 0                             | 0     | 1        | 0     | 0          | 0     | 0                    |
| Contra Costa County        |       |      |        |                  |                      |             |       |       |       |       |                |                      |                    |                 |                               |       |          |       |            |       |                      |
| Martinez                   |       | 1    | 0      | 0                | 0                    | 0           | 0     | 0     | 0     | 0     | 0              | 0                    | 0                  | 0               | 0                             | 1     | 0        | 0     | 0          | 0     | 0                    |
| Richmond                   |       | 1    | 0      | 0                | 0                    | 0           | 0     | 0     | 0     | 0     | 1              | 0                    | 0                  | 0               | 0                             | 0     | 0        | 1     | 0          | 0     | 0                    |
| El Dorado County           |       |      |        |                  |                      |             |       |       |       |       |                |                      |                    |                 |                               |       |          |       |            |       |                      |
| Sheriff's Dept             |       | 1    | 0      | 0                | 0                    | 0           | 0     | 1     | 0     | 0     | 0              | 0                    | 0                  | 0               | 0                             | 0     | 0        | 1     | 0          | 0     | 0                    |
| Fresno County              |       |      |        |                  |                      |             |       |       |       |       |                |                      |                    |                 |                               |       |          |       |            |       |                      |
| Sheriff's Dept             |       | 1    | 0      | 0                | 0                    | 0           | 0     | 0     | 0     | 0     | 1              | 0                    | 0                  | 0               | 0                             | 0     | 1        | 0     | 0          | 0     | 0                    |
| Fresno Sheriff's Dept      |       | 3    | 3      | 0                | 0                    | 0           | 3     | 0     | 0     | 0     | 0              | 0                    | 0                  | 0               | 0                             | 0     | 2        | 1     | 0          | 0     | 0                    |
| Fresno Sheriff's Dept      |       | 1    | 1      | 0                | 0                    | 0           | 0     | 0     | 0     | 0     | 0              | 0                    | 0                  | 0               | 0                             | 0     | 1        | 0     | 0          | 0     | 0                    |
| Reedley                    |       |      |        |                  |                      |             |       |       |       |       |                |                      |                    |                 |                               |       |          |       |            |       |                      |
| Humboldt County            |       |      |        |                  |                      |             |       |       |       |       |                |                      |                    |                 |                               |       |          |       |            |       |                      |
| Eureka                     |       | 1    | 0      | 0                | 0                    | 0           | 0     | 0     | 0     | 0     | 0              | 0                    | 0                  | 0               | 0                             | 0     | 0        | 1     | 0          | 0     | 0                    |
| Imperial County            |       |      |        |                  |                      |             |       |       |       |       |                |                      |                    |                 |                               |       |          |       |            |       |                      |
| El Centro                  |       | 1    | 0      | 0                | 0                    | 0           | 0     | 0     | 0     | 0     | 0              | 0                    | 0                  | 0               | 0                             | 0     | 1        | 0     | 0          | 0     | 0                    |
| Kern County                |       |      |        |                  |                      |             |       |       |       |       |                |                      |                    |                 |                               |       |          |       |            |       |                      |
| Bakersfield                |       | 3    | 3      | 0                | 0                    | 0           | 0     | 1     | 1     | 1     | 0              | 0                    | 0                  | 1               | 0                             | 0     | 2        | 0     | 0          | 0     | 0                    |
| Lake County                |       |      |        |                  |                      |             |       |       |       |       |                |                      |                    |                 |                               |       |          |       |            |       |                      |
| Sheriff's Dept             |       | 1    | 0      | 0                | 0                    | 0           | 0     | 0     | 0     | 1     | 0              | 0                    | 0                  | 0               | 0                             | 0     | 0        | 1     | 0          | 0     | 0                    |
| Los Angeles County         |       |      |        |                  |                      |             |       |       |       |       |                |                      |                    |                 |                               |       |          |       |            |       |                      |
| Sheriff's Dept             |       | 10   | 9      | 1                | 0                    | 0           | 4     | 2     | 2     | 1     | 0              | 0                    | 0                  | 0               | 1                             | 4     | 2        | 3     | 0          | 0     | 0                    |
| Los Angeles Sheriff's Dept |       | 1    | 1      | 0                | 0                    | 0           | 0     | 0     | 0     | 0     | 0              | 0                    | 0                  | 0               | 0                             | 0     | 1        | 0     | 0          | 0     | 0                    |
| Burbank                    |       | 1    | 0      | 0                | 0                    | 0           | 0     | 0     | 0     | 0     | 0              | 0                    | 0                  | 0               | 0                             | 0     | 0        | 0     | 0          | 0     | 0                    |
| Huntington Park            |       | 1    | 0      | 0                | 0                    | 0           | 0     | 0     | 0     | 0     | 0              | 0                    | 0                  | 0               | 0                             | 0     | 0        | 0     | 0          | 0     | 0                    |
| Inglewood                  |       | 1    | 0      | 0                | 0                    | 0           | 0     | 0     | 0     | 0     | 0              | 0                    | 0                  | 0               | 0                             | 0     | 0        | 0     | 0          | 0     | 0                    |
| Long Beach                 |       | 1    | 0      | 0                | 0                    | 0           | 0     | 0     | 0     | 0     | 0              | 0                    | 0                  | 0               | 0                             | 0     | 0        | 0     | 0          | 0     | 0                    |
| Los Angeles                |       | 16   | 13     | 3                | 0                    | 0           | 8     | 5     | 0     | 2     | 0              | 0                    | 0                  | 0               | 0                             | 5     | 9        | 2     | 0          | 0     | 0                    |
| Monterey Park              |       | 1    | 0      | 0                | 0                    | 0           | 0     | 0     | 0     | 0     | 0              | 0                    | 0                  | 0               | 0                             | 0     | 1        | 0     | 0          | 0     | 0                    |
| South Gate                 |       | 1    | 0      | 0                | 0                    | 0           | 0     | 0     | 0     | 0     | 0              | 0                    | 0                  | 0               | 0                             | 0     | 1        | 0     | 0          | 0     | 0                    |
| Mariposa County            |       |      |        |                  |                      |             |       |       |       |       |                |                      |                    |                 |                               |       |          |       |            |       |                      |
| Sheriff's Dept             |       | 1    | 0      | 0                | 0                    | 0           | 0     | 0     | 0     | 0     | 0              | 0                    | 0                  | 0               | 0                             | 0     | 0        | 1     | 0          | 0     | 0                    |
| Merced County              |       |      |        |                  |                      |             |       |       |       |       |                |                      |                    |                 |                               |       |          |       |            |       |                      |
| Sheriff's Dept             |       | 2    | 2      | 0                | 0                    | 0           | 0     | 0     | 0     | 0     | 0              | 0                    | 0                  | 0               | 0                             | 0     | 2        | 0     | 0          | 0     | 0                    |
| Los Banos                  |       | 1    | 1      | 0                | 0                    | 0           | 0     | 0     | 0     | 0     | 0              | 0                    | 0                  | 0               | 0                             | 0     | 1        | 0     | 0          | 0     | 0                    |
| Merced                     |       | 1    | 1      | 0                | 0                    | 0           | 0     | 0     | 0     | 0     | 0              | 0                    | 0                  | 0               | 0                             | 0     | 1        | 0     | 0          | 0     | 0                    |
| Monterey County            |       |      |        |                  |                      |             |       |       |       |       |                |                      |                    |                 |                               |       |          |       |            |       |                      |
| Sheriff's Dept             |       | 1    | 1      | 0                | 0                    | 0           | 0     | 0     | 0     | 0     | 0              | 0                    | 0                  | 0               | 0                             | 0     | 0        | 1     | 0          | 0     | 0                    |

(continued)

Table 24 - continued  
**USE OF FORCE, 2023**

| County and Jurisdiction   | Total | Gender |        | Age              |          |             |       |       |       |       | Race/Ethnic Group |          |                    |                 |                               |       | Other | Unknown? |          |       |
|---------------------------|-------|--------|--------|------------------|----------|-------------|-------|-------|-------|-------|-------------------|----------|--------------------|-----------------|-------------------------------|-------|-------|----------|----------|-------|
|                           |       | Male   | Female | Trans-<br>gender | Unknown? | Under<br>18 | 18-25 | 26-35 | 36-45 | 46-55 | 56 and<br>over    | Unknown? | American<br>Indian | Asian<br>Indian | Asian/<br>Pacific<br>Islander | Black |       |          | Hispanic | White |
|                           |       |        |        |                  |          |             |       |       |       |       |                   |          |                    |                 |                               |       |       |          |          |       |
| Orange County             | 2     | 2      | 0      | 0                | 0        | 0           | 0     | 1     | 0     | 0     | 0                 | 0        | 0                  | 0               | 0                             | 0     | 0     | 0        |          |       |
| Sheriff's Dept            | 2     | 1      | 1      | 0                | 0        | 0           | 0     | 1     | 0     | 0     | 0                 | 0        | 0                  | 0               | 0                             | 0     | 0     | 0        |          |       |
| Anaheim                   | 1     | 1      | 0      | 0                | 0        | 0           | 0     | 0     | 0     | 0     | 0                 | 0        | 0                  | 0               | 0                             | 0     | 0     | 0        |          |       |
| Fullerton                 | 1     | 1      | 0      | 0                | 0        | 0           | 0     | 1     | 0     | 0     | 0                 | 0        | 0                  | 0               | 0                             | 0     | 0     | 0        |          |       |
| Seal Beach                | 1     | 1      | 0      | 0                | 0        | 0           | 0     | 1     | 0     | 0     | 0                 | 0        | 0                  | 0               | 0                             | 0     | 0     | 0        |          |       |
| Tustin                    | 1     | 1      | 0      | 0                | 0        | 0           | 0     | 0     | 0     | 0     | 0                 | 0        | 0                  | 0               | 0                             | 0     | 0     | 0        |          |       |
| Placer County             | 1     | 1      | 0      | 0                | 0        | 0           | 0     | 0     | 0     | 0     | 0                 | 0        | 0                  | 0               | 0                             | 0     | 0     | 0        |          |       |
| Sheriff's Dept            | 1     | 1      | 0      | 0                | 0        | 0           | 0     | 1     | 0     | 0     | 0                 | 0        | 0                  | 0               | 0                             | 0     | 0     | 0        |          |       |
| Riverside County          | 5     | 5      | 0      | 0                | 0        | 0           | 0     | 1     | 1     | 0     | 0                 | 0        | 0                  | 0               | 0                             | 0     | 0     | 0        |          |       |
| Sheriff's Dept            | 1     | 1      | 0      | 0                | 0        | 0           | 0     | 0     | 0     | 0     | 0                 | 0        | 0                  | 0               | 0                             | 0     | 0     | 0        |          |       |
| Beaumont                  | 1     | 1      | 0      | 0                | 0        | 0           | 0     | 0     | 0     | 0     | 0                 | 0        | 0                  | 0               | 0                             | 0     | 0     | 0        |          |       |
| Hemet                     | 1     | 1      | 0      | 0                | 0        | 0           | 0     | 0     | 0     | 0     | 0                 | 0        | 0                  | 0               | 0                             | 0     | 0     | 0        |          |       |
| Menifee                   | 1     | 1      | 0      | 0                | 0        | 0           | 0     | 0     | 0     | 0     | 0                 | 0        | 0                  | 0               | 0                             | 0     | 0     | 0        |          |       |
| Riverside                 | 1     | 1      | 0      | 0                | 0        | 0           | 0     | 0     | 0     | 0     | 0                 | 0        | 0                  | 0               | 0                             | 0     | 0     | 0        |          |       |
| Sacramento County         | 1     | 1      | 0      | 0                | 0        | 0           | 0     | 0     | 0     | 0     | 0                 | 0        | 0                  | 0               | 0                             | 0     | 0     | 0        |          |       |
| Elk Grove                 | 2     | 2      | 0      | 0                | 0        | 0           | 0     | 0     | 0     | 0     | 0                 | 0        | 0                  | 0               | 0                             | 0     | 0     | 0        |          |       |
| Sacramento                | 10    | 9      | 1      | 0                | 0        | 0           | 0     | 1     | 0     | 0     | 0                 | 0        | 0                  | 0               | 0                             | 0     | 0     | 0        |          |       |
| Sheriff's Dept            | 3     | 3      | 0      | 0                | 0        | 0           | 0     | 0     | 0     | 0     | 0                 | 0        | 0                  | 0               | 0                             | 0     | 0     | 0        |          |       |
| Fontana                   | 1     | 1      | 0      | 0                | 0        | 0           | 0     | 0     | 0     | 0     | 0                 | 0        | 0                  | 0               | 0                             | 0     | 0     | 0        |          |       |
| Redlands                  | 1     | 1      | 0      | 0                | 0        | 0           | 0     | 0     | 0     | 0     | 0                 | 0        | 0                  | 0               | 0                             | 0     | 0     | 0        |          |       |
| San Bernardino            | 5     | 4      | 1      | 0                | 0        | 0           | 0     | 1     | 1     | 0     | 0                 | 0        | 0                  | 0               | 0                             | 0     | 0     | 0        |          |       |
| San Diego County          | 1     | 1      | 0      | 0                | 0        | 0           | 0     | 0     | 0     | 0     | 0                 | 0        | 0                  | 0               | 0                             | 0     | 0     | 0        |          |       |
| Chula Vista               | 1     | 1      | 0      | 0                | 0        | 0           | 0     | 0     | 0     | 0     | 0                 | 0        | 0                  | 0               | 0                             | 0     | 0     | 0        |          |       |
| Escondido                 | 1     | 1      | 0      | 0                | 0        | 0           | 0     | 0     | 0     | 0     | 0                 | 0        | 0                  | 0               | 0                             | 0     | 0     | 0        |          |       |
| La Mesa                   | 1     | 1      | 0      | 0                | 0        | 0           | 0     | 0     | 0     | 0     | 0                 | 0        | 0                  | 0               | 0                             | 0     | 0     | 0        |          |       |
| San Diego                 | 8     | 8      | 0      | 0                | 0        | 0           | 0     | 1     | 3     | 2     | 1                 | 1        | 0                  | 0               | 0                             | 0     | 0     | 0        |          |       |
| San Francisco County      | 5     | 5      | 0      | 0                | 0        | 0           | 0     | 0     | 0     | 0     | 0                 | 0        | 0                  | 0               | 0                             | 0     | 0     | 0        |          |       |
| San Francisco             | 1     | 1      | 0      | 0                | 0        | 0           | 0     | 0     | 0     | 0     | 0                 | 0        | 0                  | 0               | 0                             | 0     | 0     | 0        |          |       |
| San Joaquin County        | 1     | 1      | 0      | 0                | 0        | 0           | 0     | 0     | 0     | 0     | 0                 | 0        | 0                  | 0               | 0                             | 0     | 0     | 0        |          |       |
| Sheriff's Dept            | 2     | 2      | 0      | 0                | 0        | 0           | 0     | 0     | 0     | 0     | 0                 | 0        | 0                  | 0               | 0                             | 0     | 0     | 0        |          |       |
| Stockton                  | 1     | 1      | 0      | 0                | 0        | 0           | 0     | 0     | 0     | 0     | 0                 | 0        | 0                  | 0               | 0                             | 0     | 0     | 0        |          |       |
| Santa Barbara County      | 1     | 1      | 0      | 0                | 0        | 0           | 0     | 0     | 0     | 0     | 0                 | 0        | 0                  | 0               | 0                             | 0     | 0     | 0        |          |       |
| Lompoc                    | 1     | 1      | 0      | 0                | 0        | 0           | 0     | 0     | 0     | 0     | 0                 | 0        | 0                  | 0               | 0                             | 0     | 0     | 0        |          |       |
| Santa Clara County        | 1     | 1      | 0      | 0                | 0        | 0           | 0     | 0     | 0     | 0     | 0                 | 0        | 0                  | 0               | 0                             | 0     | 0     | 0        |          |       |
| San Jose                  | 1     | 1      | 0      | 0                | 0        | 0           | 0     | 0     | 0     | 0     | 0                 | 0        | 0                  | 0               | 0                             | 0     | 0     | 0        |          |       |
| Siskiyou County           | 1     | 1      | 0      | 0                | 0        | 0           | 0     | 0     | 0     | 0     | 0                 | 0        | 0                  | 0               | 0                             | 0     | 0     | 0        |          |       |
| Mount Shasta              | 1     | 1      | 0      | 0                | 0        | 0           | 0     | 0     | 0     | 0     | 0                 | 0        | 0                  | 0               | 0                             | 0     | 0     | 0        |          |       |
| Tulare County             | 1     | 1      | 0      | 0                | 0        | 0           | 0     | 0     | 0     | 0     | 0                 | 0        | 0                  | 0               | 0                             | 0     | 0     | 0        |          |       |
| Porterville               | 1     | 1      | 0      | 0                | 0        | 0           | 0     | 0     | 0     | 0     | 0                 | 0        | 0                  | 0               | 0                             | 0     | 0     | 0        |          |       |
| Tulare                    | 3     | 3      | 0      | 0                | 0        | 0           | 0     | 0     | 0     | 0     | 0                 | 0        | 0                  | 0               | 0                             | 0     | 0     | 0        |          |       |
| Ventura County            | 6     | 6      | 0      | 0                | 0        | 0           | 0     | 0     | 0     | 0     | 0                 | 0        | 0                  | 0               | 0                             | 0     | 0     | 0        |          |       |
| Oxnard                    | 3     | 3      | 0      | 0                | 0        | 0           | 0     | 0     | 0     | 0     | 0                 | 0        | 0                  | 0               | 0                             | 0     | 0     | 0        |          |       |
| California Highway Patrol | 6     | 6      | 0      | 0                | 0        | 0           | 0     | 0     | 0     | 0     | 0                 | 0        | 0                  | 0               | 0                             | 0     | 0     | 0        |          |       |

(continued)

Table 24 - continued  
**USE OF FORCE, 2023**  
 Deceased Civilians by County and Jurisdiction, Gender, Age, and Race/Ethnic Group

| County and Jurisdiction                             | Total | Gender |        |                  | Age                  |             |       |       |       |       |                | Race/ethnic group    |                    |                 |                               |       |          |       |            |       |                      |   |  |
|---|-------|--------|--------|------------------|----------------------|-------------|-------|-------|-------|-------|----------------|----------------------|--------------------|-----------------|-------------------------------|-------|----------|-------|------------|-------|----------------------|---|--|
|   |       | Male   | Female | Trans-<br>gender | Unknown <sup>2</sup> | Under<br>18 | 18-25 | 26-35 | 36-45 | 46-55 | 56 and<br>over | Unknown <sup>2</sup> | American<br>Indian | Asian<br>Indian | Asian/<br>Pacific<br>Islander | Black | Hispanic | White | Multi-race | Other | Unknown <sup>2</sup> |   |  |
|   |       |        |        |                  |                      |             |       |       |       |       |                |                      |                    |                 |                               |       |          |       |            |       |                      |   |  |
| Multiple Agencies <sup>1</sup>                      |       |        |        |                  |                      |             |       |       |       |       |                |                      |                    |                 |                               |       |          |       |            |       |                      |   |  |
| Alameda County                                      | 1     | 1      | 0      | 0                | 0                    | 0           | 0     | 0     | 0     | 0     | 0              | 0                    | 0                  | 0               | 0                             | 0     | 0        | 0     | 0          | 0     | 0                    | 0 |  |
| Newark/Fremont                                      |       |        |        |                  |                      |             |       |       |       |       |                |                      |                    |                 |                               |       |          |       |            |       |                      |   |  |
| Kern County   | 1     | 1      | 0      | 0                | 0                    | 0           | 1     | 0     | 0     | 0     | 0              | 0                    | 0                  | 0               | 0                             | 0     | 0        | 0     | 1          | 0     | 0                    | 0 |  |
| Bakersfield/Los Angeles                             |       |        |        |                  |                      |             |       |       |       |       |                |                      |                    |                 |                               |       |          |       |            |       |                      |   |  |
| Ridgecrest/Sheriff's Dept                           | 1     | 1      | 0      | 0                | 0                    | 0           | 0     | 0     | 1     | 0     | 0              | 0                    | 0                  | 0               | 0                             | 0     | 0        | 0     | 1          | 0     | 0                    | 0 |  |
| California Highway Patrol/Sacramento Sheriff's Dept | 2     | 2      | 0      | 0                | 0                    | 1           | 0     | 1     | 0     | 0     | 0              | 0                    | 0                  | 0               | 0                             | 0     | 1        | 1     | 0          | 0     | 0                    | 0 |  |

<sup>1</sup>Agencies are listed under the county where the incident occurs.

<sup>2</sup>Unknown denotes that information was not available at the time of reporting or the agency's investigation is still pending.

Table 25  
**USE OF FORCE, 2023**  
 By Race/Ethnic Group, Gender, and Age of Officer

| Race/ethnic group      | Total |       | Gender |                      | Age   |       |       |       |       |       |       |       |       |       |                      |
|------------------------|-------|-------|--------|----------------------|-------|-------|-------|-------|-------|-------|-------|-------|-------|-------|----------------------|
|                        | Total | Male  | Female | Unknown <sup>1</sup> | 18-20 | 21-25 | 26-30 | 31-35 | 36-40 | 41-45 | 46-50 | 51-55 | 56-60 | 61-70 | Unknown <sup>1</sup> |
|                        |       |       |        |                      | 11    | 0     | 142   | 379   | 342   | 245   | 117   | 62    | 19    | 5     | 1                    |
| Total                  | 1,406 | 1,309 | 86     | 11                   | 0     | 142   | 379   | 342   | 245   | 117   | 62    | 19    | 5     | 1     | 94                   |
| American Indian        | 3     | 3     | 0      | 0                    | 0     | 0     | 1     | 1     | 0     | 0     | 0     | 1     | 0     | 0     | 0                    |
| Asian Indian           | 2     | 2     | 0      | 0                    | 0     | 1     | 1     | 0     | 0     | 0     | 0     | 0     | 0     | 0     | 0                    |
| Asian/Pacific Islander | 80    | 74    | 6      | 0                    | 0     | 5     | 20    | 24    | 13    | 10    | 3     | 2     | 0     | 0     | 3                    |
| Black                  | 73    | 69    | 4      | 0                    | 0     | 10    | 21    | 17    | 9     | 9     | 4     | 1     | 0     | 0     | 2                    |
| Hispanic               | 538   | 488   | 50     | 0                    | 0     | 57    | 166   | 124   | 102   | 40    | 26    | 1     | 2     | 1     | 19                   |
| White                  | 616   | 592   | 24     | 0                    | 0     | 55    | 157   | 163   | 111   | 57    | 29    | 14    | 3     | 0     | 27                   |
| Multi-race             | 4     | 4     | 0      | 0                    | 0     | 0     | 1     | 1     | 1     | 0     | 0     | 0     | 0     | 0     | 1                    |
| Other                  | 0     | 0     | 0      | 0                    | 0     | 0     | 0     | 0     | 0     | 0     | 0     | 0     | 0     | 0     | 0                    |
| Unknown                | 90    | 77    | 2      | 11                   | 0     | 14    | 12    | 12    | 9     | 1     | 0     | 0     | 0     | 0     | 42                   |

<sup>1</sup>Unknown denotes that information was not available at the time of reporting or the agency's investigation is still pending.

Table 26  
**USE OF FORCE, 2023**  
 Type of Force Received by Gender of Officer

| Type of force  | Total | Gender |        |                      |
|--|-------|--------|--------|----------------------|
|  |       | Male   | Female | Unknown <sup>1</sup> |
| Total .....  | 1,406 | 1,309  | 86     | 11                   |
| Baton .....  | 1     | 1      | 0      | 0                    |
| Blunt instrument/Flashlight .....                              | 10    | 10     | 0      | 0                    |
| Canine .....   | 11    | 11     | 0      | 0                    |
| Chemical agent/Pepper or OC (oleoresin capsicum) spray .....   | 7     | 7      | 0      | 0                    |
| Discharge of firearm (hit) .....                               | 33    | 31     | 2      | 0                    |
| Discharge of firearm (miss) .....                              | 148   | 146    | 2      | 0                    |
| Electronic control weapon (Taser®) .....                       | 19    | 19     | 0      | 0                    |
| Impact projectile .....  | 6     | 6      | 0      | 0                    |
| Knife, blade, or stabbing instrument .....                     | 112   | 104    | 8      | 0                    |
| Other control hold/takedown .....                              | 41    | 39     | 2      | 0                    |
| Other dangerous weapon .....                                   | 74    | 67     | 7      | 0                    |
| Other physical contact (Use of hands, fists, feet, etc.) ..... | 303   | 267    | 25     | 11                   |
| Threat of firearm .....  | 165   | 156    | 9      | 0                    |
| Vehicle contact .....  | 35    | 33     | 2      | 0                    |
| No force received .....  | 431   | 402    | 29     | 0                    |
| Unknown .....  | 10    | 10     | 0      | 0                    |

Notes: Due to the hierarchical severity of the types of force used, the following types do not appear in officer table: (1) Explosive device.

For additional information, see Appendix 1.

<sup>1</sup>Unknown denotes that information was not available at the time of reporting or the agency's investigation is still pending.



Table 27  
**USE OF FORCE, 2023**  
 Type of Force Received by Race/Ethnic Group of Officer

| Type of force  | Total | Race/ethnic group |              |                        |       |          |       |            |       |                      |
|--|-------|-------------------|--------------|------------------------|-------|----------|-------|------------|-------|----------------------|
|  |       | American Indian   | Asian Indian | Asian/Pacific Islander | Black | Hispanic | White | Multi-race | Other | Unknown <sup>1</sup> |
| Total .....  | 1,406 | 3                 | 2            | 80                     | 73    | 538      | 616   | 4          | 0     | 90                   |
| Baton .....  | 1     | 0                 | 0            | 0                      | 0     | 0        | 1     | 0          | 0     | 0                    |
| Blunt instrument/Flashlight .....                              | 10    | 0                 | 0            | 1                      | 0     | 5        | 4     | 0          | 0     | 0                    |
| Canine .....   | 11    | 0                 | 0            | 0                      | 0     | 4        | 5     | 0          | 0     | 2                    |
| Chemical agent/Pepper or OC (oleoresin capsicum) spray .....   | 7     | 0                 | 1            | 0                      | 1     | 5        | 0     | 0          | 0     | 0                    |
| Discharge of firearm (hit) .....                               | 33    | 0                 | 0            | 2                      | 3     | 14       | 13    | 0          | 0     | 1                    |
| Discharge of firearm (miss) .....                              | 148   | 0                 | 1            | 6                      | 7     | 40       | 86    | 0          | 0     | 8                    |
| Electronic control weapon (Taser®) .....                       | 19    | 0                 | 0            | 0                      | 0     | 3        | 14    | 0          | 0     | 2                    |
| Impact projectile .....  | 6     | 0                 | 0            | 0                      | 0     | 4        | 1     | 0          | 0     | 1                    |
| Knife, blade, or stabbing instrument .....                     | 112   | 0                 | 0            | 7                      | 9     | 51       | 41    | 0          | 0     | 4                    |
| Other control hold/takedown .....                              | 41    | 0                 | 0            | 4                      | 0     | 15       | 22    | 0          | 0     | 0                    |
| Other dangerous weapon .....                                   | 74    | 1                 | 0            | 5                      | 10    | 35       | 23    | 0          | 0     | 0                    |
| Other physical contact (Use of hands, fists, feet, etc.) ..... | 303   | 0                 | 0            | 21                     | 15    | 125      | 109   | 0          | 0     | 33                   |
| Threat of firearm .....  | 165   | 0                 | 0            | 8                      | 11    | 61       | 81    | 1          | 0     | 3                    |
| Vehicle contact .....  | 35    | 1                 | 0            | 3                      | 0     | 18       | 13    | 0          | 0     | 0                    |
| No force received .....  | 431   | 1                 | 0            | 23                     | 16    | 156      | 197   | 3          | 0     | 35                   |
| Unknown <sup>1</sup> .....                                     | 10    | 0                 | 0            | 0                      | 1     | 2        | 6     | 0          | 0     | 1                    |

Notes: Due to the hierarchical severity of the types of force used, the following types do not appear in officer table: (1) Explosive device. For additional information, see Appendix 1.

<sup>1</sup>Unknown denotes that information was not available at the time of reporting or the agency's investigation is still pending.

Table 28  
**USE OF FORCE, 2023**  
 Type of Force Received by Age of Officer

| Type of force  | Age   |       |       |       |       |       |       |       |       |       |                      |
|--|-------|-------|-------|-------|-------|-------|-------|-------|-------|-------|----------------------|
|  | 18-20 | 21-25 | 26-30 | 31-35 | 36-40 | 41-45 | 46-50 | 51-55 | 56-60 | 61-75 | Unknown <sup>1</sup> |
| Total  | 1,406 | 142   | 379   | 342   | 245   | 117   | 62    | 19    | 5     | 1     | 94                   |
| Baton  | 1     | 0     | 0     | 0     | 0     | 1     | 0     | 0     | 0     | 0     | 0                    |
| Blunt instrument/Flashlight                              | 10    | 1     | 2     | 1     | 3     | 3     | 0     | 0     | 0     | 0     | 0                    |
| Canine   | 11    | 1     | 2     | 5     | 2     | 0     | 0     | 0     | 0     | 0     | 1                    |
| Chemical agent/Pepper or OC (oleoresin capsicum) spray   | 7     | 1     | 2     | 2     | 1     | 0     | 0     | 0     | 0     | 1     | 0                    |
| Discharge of firearm (hit)                               | 33    | 0     | 5     | 13    | 6     | 5     | 1     | 2     | 0     | 0     | 1                    |
| Discharge of firearm (miss)                              | 148   | 8     | 32    | 42    | 27    | 10    | 11    | 2     | 1     | 0     | 15                   |
| Electronic control weapon (Taser®)                       | 19    | 0     | 6     | 3     | 3     | 2     | 0     | 0     | 0     | 0     | 5                    |
| Impact projectile  | 6     | 0     | 2     | 1     | 2     | 1     | 0     | 0     | 0     | 0     | 0                    |
| Knife, blade, or stabbing instrument                     | 112   | 13    | 35    | 21    | 21    | 10    | 8     | 0     | 0     | 0     | 4                    |
| Other control hold/takedown                              | 41    | 8     | 13    | 8     | 7     | 2     | 1     | 0     | 1     | 0     | 1                    |
| Other dangerous weapon                                   | 74    | 8     | 23    | 19    | 12    | 6     | 5     | 1     | 0     | 0     | 0                    |
| Other physical contact (Use of hands, fists, feet, etc.) | 303   | 39    | 88    | 60    | 42    | 19    | 12    | 4     | 1     | 0     | 38                   |
| Threat of firearm  | 165   | 15    | 45    | 32    | 35    | 22    | 7     | 3     | 2     | 0     | 4                    |
| Vehicle contact  | 35    | 6     | 11    | 7     | 4     | 3     | 1     | 2     | 0     | 0     | 1                    |
| No force received  | 431   | 41    | 111   | 125   | 77    | 32    | 16    | 5     | 0     | 0     | 24                   |
| Unknown  | 10    | 1     | 2     | 3     | 3     | 1     | 0     | 0     | 0     | 0     | 0                    |

Note: Due to the hierarchical severity of the types of force used, the following types do not appear in officer table: (1) Explosive device. For additional information, see Appendix 1.  
<sup>1</sup>Unknown denotes that information was not available at the time of reporting or the agency's investigation is still pending.

Table 29  
**USE OF FORCE, 2023**  
 Race/Ethnic Group of Involved Officer by Reason for Use of Force

| Race/ethnic group of officer | Total | No force used | Officer use of force reason |                             |                                       |                        |                   |
|------------------------------|-------|---------------|-----------------------------|-----------------------------|---------------------------------------|------------------------|-------------------|
|                              |       |               | Total                       | Defense of self/third party | To effect arrest or take into custody | To overcome resistance | To prevent escape |
| Total .....                  | 1,406 | 62            | 1,344                       | 728                         | 494                                   | 115                    | 7                 |
| American Indian .....        | 3     | 0             | 3                           | 3                           | 0                                     | 0                      | 0                 |
| Asian Indian .....           | 2     | 0             | 2                           | 1                           | 1                                     | 0                      | 0                 |
| Asian/Pacific Islander ..... | 80    | 2             | 78                          | 44                          | 27                                    | 7                      | 0                 |
| Black .....                  | 73    | 1             | 72                          | 43                          | 23                                    | 5                      | 1                 |
| Hispanic .....               | 538   | 16            | 522                         | 257                         | 205                                   | 57                     | 3                 |
| White .....                  | 616   | 35            | 581                         | 339                         | 197                                   | 42                     | 3                 |
| Multi-race .....             | 4     | 1             | 3                           | 0                           | 2                                     | 1                      | 0                 |
| Other .....                  | 0     | 0             | 0                           | 0                           | 0                                     | 0                      | 0                 |
| Unknown <sup>1</sup> .....   | 90    | 7             | 83                          | 41                          | 39                                    | 3                      | 0                 |

<sup>1</sup>Unknown denotes that information was not available at the time of reporting or the agency's investigation is still pending.

Table 30  
**USE OF FORCE, 2023**  
 Officer's Designated Dress During Incident

| Officer dress              | Number | Percent |
|----------------------------|--------|---------|
| Total .....                | 1,406  | 100.0   |
| Patrol uniform .....       | 1,218  | 86.6    |
| Plainclothes .....         | 33     | 2.3     |
| Tactical .....             | 105    | 7.5     |
| Utility .....              | 48     | 3.4     |
| Unknown <sup>1</sup> ..... | 2      | 0.1     |

Note: Percentages may not add to 100.0 because of rounding.

<sup>1</sup>Unknown denotes that information was not available at the time of reporting or the agency's investigation is still pending.

Table 31  
**USE OF FORCE, 2023**  
 Type of Force and Injury Received by Officer

| Type of force  | Total | No injury |         | With injury |         | Unknown <sup>1</sup> |         |
|--|-------|-----------|---------|-------------|---------|----------------------|---------|
|  |       | Number    | Percent | Number      | Percent | Number               | Percent |
| Total .....  | 1,406 | 1,175     | 100.0   | 227         | 100.0   | 4                    | 100.0   |
| Baton .....  | 1     | 1         | 0.1     | 0           | 0.0     | 0                    | 0.0     |
| Blunt instrument/Flashlight .....                              | 10    | 5         | 0.4     | 4           | 1.8     | 1                    | 25.0    |
| Canine .....   | 11    | 11        | 0.9     | 0           | 0.0     | 0                    | 0.0     |
| Chemical agent/Pepper or OC (oleoresin capsicum) spray .....   | 7     | 0         | 0.0     | 7           | 3.1     | 0                    | 0.0     |
| Discharge of firearm (hit) .....                               | 33    | 15        | 1.3     | 18          | 7.9     | 0                    | 0.0     |
| Discharge of firearm (miss) .....                              | 148   | 144       | 12.3    | 4           | 1.8     | 0                    | 0.0     |
| Electronic control weapon (Taser®) .....                       | 19    | 15        | 1.3     | 4           | 1.8     | 0                    | 0.0     |
| Impact projectile .....  | 6     | 6         | 0.5     | 0           | 0.0     | 0                    | 0.0     |
| Knife, blade, or stabbing instrument .....                     | 112   | 104       | 8.9     | 8           | 3.5     | 0                    | 0.0     |
| Other control hold/takedown .....                              | 41    | 20        | 1.7     | 21          | 9.3     | 0                    | 0.0     |
| Other dangerous weapon .....                                   | 74    | 63        | 5.4     | 9           | 4.0     | 2                    | 50.0    |
| Other physical contact (Use of hands, fists, feet, etc.) ..... | 303   | 179       | 15.2    | 124         | 54.6    | 0                    | 0.0     |
| Threat of firearm .....  | 165   | 162       | 13.8    | 2           | 0.9     | 1                    | 25.0    |
| Vehicle contact .....  | 35    | 21        | 1.8     | 14          | 6.2     | 0                    | 0.0     |
| No force received .....  | 431   | 422       | 35.9    | 9           | 4.0     | 0                    | 0.0     |
| Unknown <sup>1</sup> .....                                     | 10    | 7         | 0.6     | 3           | 1.3     | 0                    | 0.0     |

Notes: Percentages may not add to 100.0 because of rounding.

Due to the hierarchical severity of the types of force used, the following types do not appear in officer table: (1) Explosive device.

<sup>1</sup>Unknown denotes that information was not available at the time of reporting or the agency's investigation is still pending.

Table 32  
**USE OF FORCE, 2023**  
 Officer Injury by Type

| Injury type                  | Number | Percent |
|------------------------------|--------|---------|
| Total .....                  | 1,406  | 100.0   |
| Death .....                  | 3      | 0.2     |
| Injury .....                 | 140    | 10.0    |
| Serious bodily injury .....  | 84     | 6.0     |
| No injury <sup>1</sup> ..... | 1,179  | 83.9    |

Note: Percentages may not add to 100.0 because of rounding.

<sup>1</sup>There were four officers reported with "unknown" injury level that are included in the "no injury" count.

Table 33  
**USE OF FORCE, 2023**  
 Officers with Injury by County and Jurisdiction, Gender, Age, and Race/Ethnic Group

| County and Jurisdiction           | Gender |      | Age    |                      |       |       |       |       |             | Race/ethnic group    |                 |              |                        |       |          |       |            |       |                      |
|-----------------------------------|--------|------|--------|----------------------|-------|-------|-------|-------|-------------|----------------------|-----------------|--------------|------------------------|-------|----------|-------|------------|-------|----------------------|
|                                   | Total  | Male | Female | Unknown <sup>2</sup> | 18-25 | 26-35 | 36-45 | 46-55 | 56 and over | Unknown <sup>2</sup> | American Indian | Asian Indian | Asian/Pacific Islander | Black | Hispanic | White | Multi-race | Other | Unknown <sup>2</sup> |
|                                   |        |      |        |                      |       |       |       |       |             |                      |                 |              |                        |       |          |       |            |       |                      |
| Total                             | 140    | 126  | 10     | 4                    | 12    | 62    | 35    | 14    | 2           | 15                   | 1               | 0            | 13                     | 6     | 55       | 53    | 0          | 0     | 12                   |
| Alameda County Sheriff's Dept     | 10     | 5    | 1      | 4                    | 0     | 0     | 0     | 0     | 0           | 10                   | 0               | 0            | 0                      | 0     | 0        | 0     | 0          | 0     | 10                   |
| Contra Costa County Martinez      | 1      | 1    | 0      | 0                    | 0     | 1     | 0     | 0     | 0           | 0                    | 0               | 0            | 1                      | 0     | 0        | 0     | 0          | 0     | 0                    |
| Fresno County                     | 1      | 1    | 0      | 0                    | 0     | 1     | 0     | 0     | 0           | 0                    | 0               | 0            | 0                      | 0     | 0        | 1     | 0          | 0     | 0                    |
| Imperial County Brawley           | 1      | 1    | 0      | 0                    | 0     | 0     | 0     | 1     | 0           | 0                    | 0               | 0            | 0                      | 0     | 1        | 0     | 0          | 0     | 0                    |
| Kern County Bakersfield           | 3      | 2    | 1      | 0                    | 0     | 3     | 0     | 0     | 0           | 0                    | 0               | 0            | 0                      | 0     | 1        | 2     | 0          | 0     | 0                    |
| Kings County Hanford              | 3      | 3    | 0      | 0                    | 1     | 2     | 0     | 0     | 0           | 0                    | 0               | 0            | 0                      | 0     | 3        | 0     | 0          | 0     | 0                    |
| Los Angeles County Sheriff's Dept | 15     | 14   | 1      | 0                    | 2     | 4     | 8     | 0     | 1           | 0                    | 0               | 0            | 0                      | 0     | 10       | 5     | 0          | 0     | 0                    |
| Beverly Hills                     | 2      | 1    | 1      | 0                    | 1     | 1     | 0     | 0     | 0           | 0                    | 0               | 1            | 0                      | 0     | 0        | 1     | 0          | 0     | 0                    |
| Huntington Park                   | 1      | 1    | 0      | 0                    | 0     | 1     | 0     | 0     | 0           | 0                    | 0               | 0            | 0                      | 0     | 1        | 0     | 0          | 0     | 0                    |
| Long Beach                        | 1      | 1    | 0      | 0                    | 0     | 1     | 0     | 0     | 0           | 0                    | 0               | 0            | 0                      | 0     | 0        | 1     | 0          | 0     | 0                    |
| Los Angeles                       | 15     | 14   | 1      | 0                    | 1     | 7     | 5     | 2     | 0           | 0                    | 0               | 0            | 1                      | 1     | 9        | 4     | 0          | 0     | 0                    |
| San Fernando                      | 1      | 1    | 0      | 0                    | 0     | 0     | 0     | 0     | 0           | 1                    | 0               | 0            | 0                      | 0     | 1        | 0     | 0          | 0     | 0                    |
| Santa Monica                      | 1      | 1    | 0      | 0                    | 0     | 0     | 1     | 0     | 0           | 0                    | 0               | 0            | 0                      | 0     | 0        | 0     | 0          | 0     | 0                    |
| South Gate                        | 1      | 0    | 1      | 0                    | 0     | 1     | 0     | 0     | 0           | 0                    | 0               | 0            | 0                      | 0     | 1        | 0     | 0          | 0     | 0                    |
| Merced County Sheriff's Dept      | 2      | 1    | 1      | 0                    | 0     | 1     | 1     | 0     | 0           | 0                    | 0               | 0            | 0                      | 0     | 1        | 1     | 0          | 0     | 0                    |
| Mono County Mammoth Lakes         | 1      | 1    | 0      | 0                    | 0     | 1     | 0     | 0     | 0           | 0                    | 0               | 0            | 0                      | 0     | 0        | 1     | 0          | 0     | 0                    |
| Orange County Anaheim             | 2      | 2    | 0      | 0                    | 0     | 0     | 0     | 0     | 0           | 0                    | 0               | 0            | 1                      | 0     | 0        | 1     | 0          | 0     | 0                    |
| Los Alamitos                      | 3      | 3    | 0      | 0                    | 0     | 2     | 0     | 0     | 0           | 0                    | 0               | 0            | 1                      | 0     | 0        | 2     | 0          | 0     | 0                    |
| Newport Beach                     | 1      | 1    | 0      | 0                    | 1     | 0     | 0     | 1     | 0           | 0                    | 0               | 0            | 1                      | 0     | 0        | 0     | 0          | 0     | 0                    |
| Riverside County Sheriff's Dept   | 6      | 6    | 0      | 0                    | 0     | 2     | 3     | 1     | 0           | 0                    | 0               | 0            | 1                      | 1     | 2        | 2     | 0          | 0     | 0                    |
| Beaumont                          | 1      | 1    | 0      | 0                    | 0     | 1     | 0     | 0     | 0           | 0                    | 0               | 0            | 0                      | 1     | 0        | 0     | 0          | 0     | 0                    |
| Hemet                             | 1      | 1    | 0      | 0                    | 0     | 1     | 0     | 0     | 0           | 0                    | 0               | 0            | 0                      | 0     | 0        | 1     | 0          | 0     | 0                    |
| Menifee                           | 1      | 1    | 0      | 0                    | 0     | 0     | 1     | 0     | 0           | 0                    | 0               | 0            | 0                      | 0     | 1        | 0     | 0          | 0     | 0                    |
| Riverside                         | 2      | 2    | 0      | 0                    | 0     | 2     | 0     | 0     | 0           | 0                    | 0               | 0            | 0                      | 0     | 1        | 1     | 0          | 0     | 0                    |
| Sacramento County Sheriff's Dept  | 1      | 1    | 0      | 0                    | 1     | 0     | 0     | 1     | 0           | 0                    | 0               | 0            | 0                      | 0     | 0        | 1     | 0          | 0     | 0                    |
| Sacramento                        | 2      | 2    | 0      | 0                    | 0     | 1     | 1     | 0     | 0           | 0                    | 1               | 0            | 0                      | 0     | 0        | 1     | 0          | 0     | 0                    |

(continued)

Table 33 - continued  
**USE OF FORCE, 2023**

Officers with Injury by County and Jurisdiction, Gender, Age, and Race/Ethnic Group

| County and jurisdiction                          | Total |      | Gender |                      | Age   |       |       |       |             |                      | Race/ethnic group |              |                        |       |          |       |            |       |                      |
|--|-------|------|--------|----------------------|-------|-------|-------|-------|-------------|----------------------|-------------------|--------------|------------------------|-------|----------|-------|------------|-------|----------------------|
|  | Total | Male | Female | Unknown <sup>2</sup> | 18-25 | 26-35 | 36-45 | 46-55 | 56 and over | Unknown <sup>2</sup> | American Indian   | Asian Indian | Asian/Pacific Islander | Black | Hispanic | White | Multi-race | Other | Unknown <sup>2</sup> |
|  |       |      |        |                      |       |       |       |       |             |                      |                   |              |                        |       |          |       |            |       |                      |
| San Bernardino County                            | 1     | 1    | 0      | 0                    | 0     | 0     | 1     | 0     | 0           | 0                    | 0                 | 0            | 0                      | 0     | 0        | 0     | 0          | 0     | 0                    |
| Sheriff's Dept                                   | 1     | 1    | 0      | 0                    | 0     | 0     | 0     | 0     | 0           | 0                    | 0                 | 0            | 0                      | 0     | 0        | 0     | 0          | 0     | 0                    |
| Fontana  | 1     | 1    | 0      | 0                    | 0     | 0     | 0     | 0     | 0           | 0                    | 0                 | 0            | 0                      | 0     | 0        | 0     | 0          | 0     | 0                    |
| Rialto   | 1     | 1    | 0      | 0                    | 0     | 0     | 0     | 0     | 0           | 0                    | 0                 | 0            | 0                      | 0     | 0        | 0     | 0          | 0     | 0                    |
| San Bernardino                                   | 2     | 1    | 1      | 0                    | 1     | 1     | 0     | 0     | 0           | 0                    | 0                 | 0            | 0                      | 0     | 0        | 0     | 0          | 0     | 0                    |
| San Diego County                                 | 17    | 17   | 0      | 0                    | 1     | 12    | 2     | 0     | 0           | 2                    | 0                 | 0            | 1                      | 2     | 7        | 0     | 0          | 0     | 0                    |
| Sheriff's Dept                                   | 2     | 2    | 0      | 0                    | 0     | 2     | 0     | 0     | 0           | 0                    | 0                 | 0            | 0                      | 0     | 2        | 0     | 0          | 0     | 0                    |
| San Diego  | 6     | 6    | 0      | 0                    | 0     | 1     | 4     | 0     | 1           | 0                    | 0                 | 0            | 0                      | 0     | 3        | 0     | 0          | 0     | 0                    |
| San Francisco County                             | 1     | 0    | 1      | 0                    | 1     | 0     | 0     | 0     | 0           | 0                    | 0                 | 0            | 0                      | 0     | 0        | 0     | 0          | 0     | 0                    |
| Sheriff's Dept                                   | 1     | 0    | 1      | 0                    | 1     | 0     | 0     | 0     | 0           | 0                    | 0                 | 0            | 0                      | 0     | 0        | 0     | 0          | 0     | 0                    |
| San Mateo County                                 | 1     | 1    | 0      | 0                    | 0     | 1     | 0     | 0     | 0           | 0                    | 0                 | 0            | 0                      | 0     | 0        | 0     | 0          | 0     | 0                    |
| South San Francisco                              | 2     | 2    | 0      | 0                    | 0     | 0     | 0     | 0     | 0           | 2                    | 0                 | 0            | 0                      | 0     | 1        | 0     | 0          | 0     | 0                    |
| Santa Clara County                               | 1     | 1    | 0      | 0                    | 0     | 0     | 1     | 0     | 0           | 0                    | 0                 | 0            | 0                      | 0     | 0        | 0     | 0          | 0     | 0                    |
| San Jose   | 1     | 1    | 0      | 0                    | 0     | 0     | 0     | 0     | 0           | 0                    | 0                 | 0            | 0                      | 0     | 0        | 0     | 0          | 0     | 0                    |
| Siskiyou County                                  | 1     | 1    | 0      | 0                    | 0     | 0     | 0     | 0     | 0           | 0                    | 0                 | 0            | 0                      | 0     | 0        | 0     | 0          | 0     | 0                    |
| Mount Shasta                                     | 1     | 1    | 0      | 0                    | 0     | 0     | 0     | 0     | 0           | 0                    | 0                 | 0            | 0                      | 0     | 0        | 0     | 0          | 0     | 0                    |
| Solano County                                    | 1     | 1    | 0      | 0                    | 0     | 1     | 0     | 0     | 0           | 0                    | 0                 | 0            | 0                      | 0     | 0        | 0     | 0          | 0     | 0                    |
| Vallejo  | 1     | 1    | 0      | 0                    | 0     | 0     | 0     | 0     | 0           | 0                    | 0                 | 0            | 0                      | 0     | 0        | 0     | 0          | 0     | 0                    |
| Sonoma County                                    | 1     | 0    | 1      | 0                    | 0     | 0     | 1     | 0     | 0           | 0                    | 0                 | 0            | 0                      | 0     | 0        | 0     | 0          | 0     | 0                    |
| Rohnert Park                                     | 2     | 2    | 0      | 0                    | 0     | 2     | 0     | 0     | 0           | 0                    | 0                 | 0            | 0                      | 0     | 0        | 0     | 0          | 0     | 0                    |
| Sutter County                                    | 1     | 1    | 0      | 0                    | 0     | 0     | 0     | 0     | 0           | 0                    | 0                 | 0            | 0                      | 0     | 0        | 0     | 0          | 0     | 0                    |
| Sheriff's Dept                                   | 2     | 2    | 0      | 0                    | 0     | 0     | 0     | 0     | 0           | 0                    | 0                 | 0            | 0                      | 0     | 0        | 0     | 0          | 0     | 0                    |
| Tehama County                                    | 1     | 1    | 0      | 0                    | 0     | 0     | 0     | 0     | 0           | 0                    | 0                 | 0            | 0                      | 0     | 0        | 0     | 0          | 0     | 0                    |
| Red Bluff  | 1     | 1    | 0      | 0                    | 0     | 0     | 0     | 0     | 0           | 0                    | 0                 | 0            | 0                      | 0     | 0        | 0     | 0          | 0     | 0                    |
| Tulare County                                    | 1     | 1    | 0      | 0                    | 0     | 0     | 0     | 0     | 0           | 0                    | 0                 | 0            | 0                      | 0     | 0        | 0     | 0          | 0     | 0                    |
| Tulare   | 1     | 1    | 0      | 0                    | 0     | 0     | 0     | 0     | 0           | 0                    | 0                 | 0            | 0                      | 0     | 0        | 0     | 0          | 0     | 0                    |
| Ventura County                                   | 1     | 1    | 0      | 0                    | 0     | 0     | 0     | 0     | 0           | 0                    | 0                 | 0            | 0                      | 0     | 0        | 0     | 0          | 0     | 0                    |
| Sheriff's Dept                                   | 1     | 1    | 0      | 0                    | 0     | 0     | 0     | 0     | 0           | 0                    | 0                 | 0            | 0                      | 0     | 0        | 0     | 0          | 0     | 0                    |
| Oxnard   | 1     | 1    | 0      | 0                    | 0     | 0     | 0     | 0     | 0           | 0                    | 0                 | 0            | 0                      | 0     | 0        | 0     | 0          | 0     | 0                    |
| California Highway Patrol                        | 12    | 12   | 0      | 0                    | 0     | 4     | 5     | 3     | 0           | 0                    | 0                 | 0            | 2                      | 1     | 5        | 4     | 0          | 0     | 0                    |
| Multiple Agencies <sup>1</sup>                   | 1     | 1    | 0      | 0                    | 0     | 0     | 0     | 0     | 0           | 0                    | 0                 | 0            | 0                      | 0     | 0        | 0     | 0          | 0     | 0                    |
| Kern County                                      | 1     | 1    | 0      | 0                    | 0     | 0     | 0     | 0     | 0           | 0                    | 0                 | 0            | 0                      | 0     | 0        | 0     | 0          | 0     | 0                    |
| Bakersfield/Los Angeles                          | 1     | 1    | 0      | 0                    | 0     | 0     | 0     | 0     | 0           | 0                    | 0                 | 0            | 0                      | 0     | 0        | 0     | 0          | 0     | 0                    |
| California Highway Patrol/Alameda Sheriff's Dept | 1     | 1    | 0      | 0                    | 0     | 0     | 0     | 0     | 0           | 0                    | 0                 | 0            | 0                      | 0     | 0        | 0     | 0          | 0     | 0                    |
| California Highway Patrol/Roseville              | 4     | 4    | 0      | 0                    | 0     | 0     | 0     | 4     | 0           | 0                    | 0                 | 0            | 0                      | 0     | 1        | 3     | 0          | 0     | 0                    |

<sup>1</sup>Agencies are listed in the county of the primary agency.

<sup>2</sup>Unknown denotes that information was not available at the time of reporting or the agency's investigation is still pending.

Table 34  
**USE OF FORCE, 2023**  
 Officers with Serious Bodily Injury by County and Jurisdiction, Gender, Age, and Race/Ethnic Group

| County and Jurisdiction  | Gender |      | Age    |                      |       |       |       |       | Race/ethnic group |                      |                 |              |                        |       |          |       |            |       |                      |
|--------------------------|--------|------|--------|----------------------|-------|-------|-------|-------|-------------------|----------------------|-----------------|--------------|------------------------|-------|----------|-------|------------|-------|----------------------|
|                          | Total  | Male | Female | Unknown <sup>2</sup> | 18-25 | 26-35 | 36-45 | 46-55 | 56 and over       | Unknown <sup>2</sup> | American Indian | Asian Indian | Asian/Pacific Islander | Black | Hispanic | White | Multi-race | Other | Unknown <sup>2</sup> |
|                          |        |      |        |                      |       |       |       |       |                   |                      |                 |              |                        |       |          |       |            |       |                      |
| Total                    | 84     | 80   | 4      | 0                    | 12    | 35    | 23    | 9     | 0                 | 5                    | 0               | 1            | 8                      | 1     | 32       | 37    | 0          | 0     | 5                    |
| Alameda County           |        |      |        |                      |       |       |       |       |                   |                      |                 |              |                        |       |          |       |            |       |                      |
| Sheriff's Dept           | 3      | 2    | 1      | 0                    | 0     | 0     | 0     | 0     | 0                 | 3                    | 0               | 0            | 0                      | 0     | 0        | 0     | 0          | 0     | 3                    |
| Contra Costa County      |        |      |        |                      |       |       |       |       |                   |                      |                 |              |                        |       |          |       |            |       |                      |
| Contra Costa Comm. Coll. | 1      | 1    | 0      | 0                    | 0     | 1     | 0     | 0     | 0                 | 0                    | 0               | 0            | 0                      | 1     | 0        | 0     | 0          | 0     | 0                    |
| Fresno County            |        |      |        |                      |       |       |       |       |                   |                      |                 |              |                        |       |          |       |            |       |                      |
| Imperial County          |        |      |        |                      |       |       |       |       |                   |                      |                 |              |                        |       |          |       |            |       |                      |
| Brawley                  | 1      | 1    | 0      | 0                    | 0     | 0     | 1     | 0     | 0                 | 0                    | 0               | 0            | 0                      | 1     | 0        | 0     | 0          | 0     | 0                    |
| Kern County              |        |      |        |                      |       |       |       |       |                   |                      |                 |              |                        |       |          |       |            |       |                      |
| Probation Dept           | 1      | 1    | 0      | 0                    | 0     | 1     | 0     | 0     | 0                 | 0                    | 0               | 0            | 0                      | 1     | 0        | 0     | 0          | 0     | 0                    |
| Bakersfield              | 3      | 3    | 0      | 0                    | 2     | 1     | 0     | 0     | 0                 | 0                    | 0               | 0            | 0                      | 0     | 3        | 0     | 0          | 0     | 0                    |
| Los Angeles County       |        |      |        |                      |       |       |       |       |                   |                      |                 |              |                        |       |          |       |            |       |                      |
| Sheriff's Dept           | 2      | 2    | 0      | 0                    | 0     | 2     | 0     | 0     | 0                 | 0                    | 0               | 0            | 0                      | 2     | 0        | 0     | 0          | 0     | 0                    |
| Gardena                  | 1      | 1    | 0      | 0                    | 0     | 0     | 0     | 0     | 0                 | 1                    | 0               | 0            | 0                      | 0     | 0        | 0     | 0          | 0     | 1                    |
| Los Angeles              | 17     | 17   | 0      | 0                    | 3     | 8     | 4     | 2     | 0                 | 0                    | 1               | 1            | 0                      | 11    | 4        | 0     | 0          | 0     | 0                    |
| Whittier                 | 1      | 1    | 0      | 0                    | 0     | 1     | 0     | 0     | 0                 | 0                    | 0               | 0            | 0                      | 0     | 0        | 0     | 0          | 0     | 1                    |
| Marin County             |        |      |        |                      |       |       |       |       |                   |                      |                 |              |                        |       |          |       |            |       |                      |
| Ross                     | 1      | 1    | 0      | 0                    | 0     | 0     | 1     | 0     | 0                 | 0                    | 0               | 0            | 0                      | 0     | 1        | 0     | 0          | 0     | 0                    |
| Tiburon                  | 1      | 1    | 0      | 0                    | 0     | 1     | 0     | 0     | 0                 | 0                    | 0               | 0            | 0                      | 0     | 1        | 0     | 0          | 0     | 0                    |
| Monterey County          |        |      |        |                      |       |       |       |       |                   |                      |                 |              |                        |       |          |       |            |       |                      |
| Sheriff's Dept           | 1      | 1    | 0      | 0                    | 0     | 0     | 1     | 0     | 0                 | 0                    | 0               | 0            | 0                      | 0     | 1        | 0     | 0          | 0     | 0                    |
| Orange County            |        |      |        |                      |       |       |       |       |                   |                      |                 |              |                        |       |          |       |            |       |                      |
| Newport Beach            | 1      | 1    | 0      | 0                    | 0     | 0     | 1     | 0     | 0                 | 0                    | 0               | 0            | 0                      | 0     | 1        | 0     | 0          | 0     | 0                    |
| Riverside County         |        |      |        |                      |       |       |       |       |                   |                      |                 |              |                        |       |          |       |            |       |                      |
| Sheriff's Dept           | 3      | 3    | 0      | 0                    | 1     | 1     | 0     | 1     | 0                 | 0                    | 0               | 0            | 0                      | 3     | 0        | 0     | 0          | 0     | 0                    |
| Riverside                | 1      | 1    | 0      | 0                    | 0     | 1     | 0     | 0     | 0                 | 0                    | 0               | 0            | 0                      | 0     | 1        | 0     | 0          | 0     | 0                    |
| Sacramento County        |        |      |        |                      |       |       |       |       |                   |                      |                 |              |                        |       |          |       |            |       |                      |
| Sheriff's Dept           | 3      | 3    | 0      | 0                    | 1     | 1     | 1     | 0     | 0                 | 0                    | 0               | 0            | 0                      | 0     | 3        | 0     | 0          | 0     | 0                    |
| San Bernardino County    |        |      |        |                      |       |       |       |       |                   |                      |                 |              |                        |       |          |       |            |       |                      |
| Sheriff's Dept           | 1      | 1    | 0      | 0                    | 0     | 0     | 1     | 0     | 0                 | 0                    | 0               | 0            | 0                      | 0     | 1        | 0     | 0          | 0     | 0                    |
| Montclair                | 1      | 1    | 0      | 0                    | 0     | 0     | 1     | 0     | 0                 | 0                    | 0               | 0            | 0                      | 0     | 1        | 0     | 0          | 0     | 0                    |
| San Bernardino           | 2      | 2    | 0      | 0                    | 1     | 0     | 1     | 0     | 0                 | 0                    | 0               | 0            | 0                      | 0     | 2        | 0     | 0          | 0     | 0                    |
| San Diego County         |        |      |        |                      |       |       |       |       |                   |                      |                 |              |                        |       |          |       |            |       |                      |
| Sheriff's Dept           | 2      | 2    | 0      | 0                    | 2     | 0     | 0     | 0     | 0                 | 0                    | 0               | 0            | 1                      | 1     | 0        | 0     | 0          | 0     | 0                    |
| San Diego                | 2      | 2    | 0      | 0                    | 1     | 1     | 0     | 0     | 0                 | 0                    | 0               | 0            | 0                      | 1     | 1        | 0     | 0          | 0     | 0                    |
| San Mateo County         |        |      |        |                      |       |       |       |       |                   |                      |                 |              |                        |       |          |       |            |       |                      |
| Daly City                | 3      | 3    | 0      | 0                    | 2     | 0     | 1     | 0     | 0                 | 0                    | 0               | 0            | 1                      | 0     | 2        | 0     | 0          | 0     | 0                    |
| South San Francisco      | 1      | 1    | 0      | 0                    | 0     | 0     | 1     | 0     | 0                 | 0                    | 0               | 0            | 1                      | 0     | 0        | 0     | 0          | 0     | 0                    |

(continued)

Table 34 - continued  
**USE OF FORCE, 2023**  
**Officers with Serious Bodily Injury by County and Jurisdiction, Gender, Age, and Race/Ethnic Group**

| County and jurisdiction                  | Total |                      | Gender |        | Age   |       |       |       |             | Race/ethnic group    |                 |              |                        |       |          |       |            |       |                      |
|--|-------|----------------------|--------|--------|-------|-------|-------|-------|-------------|----------------------|-----------------|--------------|------------------------|-------|----------|-------|------------|-------|----------------------|
|  | Total | Unknown <sup>2</sup> | Male   | Female | 18-25 | 26-35 | 36-45 | 46-55 | 56 and over | Unknown <sup>2</sup> | American Indian | Asian Indian | Asian/Pacific Islander | Black | Hispanic | White | Multi-race | Other | Unknown <sup>2</sup> |
|  |       |                      |        |        |       |       |       |       |             |                      |                 |              |                        |       |          |       |            |       |                      |
| Santa Clara County                       | 4     | 0                    | 3      | 1      | 2     | 0     | 2     | 0     | 0           | 0                    | 0               | 0            | 1                      | 0     | 0        | 2     | 0          | 0     | 0                    |
| Sheriff's Dept                           | 2     | 0                    | 1      | 1      | 0     | 1     | 0     | 0     | 0           | 1                    | 0               | 0            | 0                      | 0     | 2        | 0     | 0          | 0     | 0                    |
| San Jose                                 | 2     | 0                    | 2      | 0      | 0     | 1     | 0     | 0     | 0           | 0                    | 0               | 1            | 0                      | 1     | 0        | 0     | 0          | 0     | 0                    |
| Santa Clara                              | 2     | 0                    | 2      | 0      | 0     | 1     | 0     | 0     | 0           | 0                    | 0               | 0            | 0                      | 0     | 1        | 0     | 0          | 0     | 0                    |
| Sonoma County                            | 2     | 0                    | 2      | 0      | 0     | 1     | 0     | 0     | 0           | 0                    | 0               | 0            | 0                      | 0     | 0        | 2     | 0          | 0     | 0                    |
| Rohnert Park                             | 2     | 0                    | 2      | 0      | 0     | 1     | 0     | 0     | 0           | 0                    | 0               | 0            | 0                      | 0     | 0        | 2     | 0          | 0     | 0                    |
| Ventura County                           | 1     | 0                    | 1      | 0      | 0     | 0     | 1     | 0     | 0           | 0                    | 0               | 0            | 0                      | 0     | 0        | 1     | 0          | 0     | 0                    |
| Sheriff's Dept                           | 18    | 0                    | 17     | 1      | 2     | 8     | 6     | 2     | 0           | 0                    | 0               | 1            | 1                      | 6     | 10       | 0     | 0          | 0     | 0                    |
| California Highway Patrol                | 1     | 0                    | 1      | 0      | 0     | 1     | 0     | 0     | 0           | 0                    | 0               | 1            | 0                      | 0     | 0        | 0     | 0          | 0     | 0                    |
| Multiple Agencies <sup>1</sup>           |       |                      |        |        |       |       |       |       |             |                      |                 |              |                        |       |          |       |            |       |                      |
| Riverside County                         |       |                      |        |        |       |       |       |       |             |                      |                 |              |                        |       |          |       |            |       |                      |
| Sheriff's Dept/California Highway Patrol |       |                      |        |        |       |       |       |       |             |                      |                 |              |                        |       |          |       |            |       |                      |

<sup>1</sup>Agencies are listed in the county of the primary agency.  
<sup>2</sup>Unknown denotes that information was not available at the time of reporting or the agency's investigation is still pending.



Table 35  
**USE OF FORCE, 2023**  
 Deceased Officers by County and Jurisdiction, Gender, Age, and Race/Ethnic Group

| County and jurisdiction | Gender |      | Age    |                      |       |       |       |       |             | Race/ethnic group    |                 |              |                        |       |          |       |            |       |                      |
|-------------------------|--------|------|--------|----------------------|-------|-------|-------|-------|-------------|----------------------|-----------------|--------------|------------------------|-------|----------|-------|------------|-------|----------------------|
|                         | Total  | Male | Female | Unknown <sup>1</sup> | 18-25 | 26-35 | 36-45 | 46-55 | 56 and over | Unknown <sup>1</sup> | American Indian | Asian Indian | Asian/Pacific Islander | Black | Hispanic | White | Multi-race | Other | Unknown <sup>1</sup> |
|                         |        |      |        |                      |       |       |       |       |             |                      |                 |              |                        |       |          |       |            |       |                      |
| Total                   | 3      | 3    | 0      | 0                    | 1     | 2     | 0     | 0     | 0           | 0                    | 0               | 0            | 0                      | 1     | 1        | 1     | 0          | 0     | 0                    |
| Fresno County           |        |      |        |                      |       |       |       |       |             |                      |                 |              |                        |       |          |       |            |       |                      |
| Selma                   | 1      | 1    | 0      | 0                    | 1     | 0     | 0     | 0     | 0           | 0                    | 0               | 0            | 0                      | 0     | 1        | 0     | 0          | 0     | 0                    |
| Los Angeles County      |        |      |        |                      |       |       |       |       |             |                      |                 |              |                        |       |          |       |            |       |                      |
| Sheriff's Dept          | 1      | 1    | 0      | 0                    | 0     | 1     | 0     | 0     | 0           | 0                    | 0               | 0            | 0                      | 0     | 0        | 1     | 0          | 0     | 0                    |
| Riverside County        |        |      |        |                      |       |       |       |       |             |                      |                 |              |                        |       |          |       |            |       |                      |
| Sheriff's Dept          | 1      | 1    | 0      | 0                    | 0     | 1     | 0     | 0     | 0           | 0                    | 0               | 0            | 0                      | 1     | 0        | 0     | 0          | 0     | 0                    |

<sup>1</sup>Unknown denotes that information was not available at the time of reporting or the agency's investigation is still pending.

Table 36  
**USE OF FORCE, 2023**  
 Jurisdictions That Reported Zero Primary Incidents

| County and Jurisdiction  |  |   |
|--|--|---|
| Alameda County<br>District Attorney's Office<br>Probation Department<br>Alameda<br>Albany<br>Bay Area Rapid Transit                | El Cerrito<br><br>Moraga<br>Oakley<br>Pinole<br>Pittsburg  | Imperial County<br>Sheriff's Department<br>District Attorney's Office<br>Probation Department<br>Calexico<br>Imperial |
| CSU East Bay<br>East Bay Regional Park<br>Livermore<br>Piedmont<br>Pleasanton  | Del Norte County<br>Sheriff's Department<br>Probation Department<br>Crescent City                                    | Inyo County<br>Sheriff's Department<br>Probation Department<br>Bishop   |
| San Leandro<br>UC Berkeley<br>Union City   | El Dorado County<br>District Attorney's Office<br>Probation Department<br>Placerville<br>South Lake Tahoe            | Kern County<br>Arvin<br>Bear Valley<br>California City<br>County High School Dist.<br>CSU Bakersfield                 |
| Alpine County<br>Sheriff's Department  | Fresno County<br>District Attorney's Office<br>Probation Department<br>Clovis<br>Coalinga<br>Coalinga State Hospital | Delano<br>McFarland<br>Shafter<br>Stallion Springs<br>Taft  |
| Amador County<br>District Attorney's Office<br>Probation Department<br>Ione  |  |   |
| Butte County<br>Sheriff's Department<br>District Attorney's Office<br>Probation Department<br>Butte Community College<br>CSU Chico | CSU Fresno<br>Firebaugh<br>Fowler<br>Huron<br>Kerman   | Tehachapi<br><br>Kings County<br>Avenal<br>Corcoran<br>Lemoore  |
| Oroville<br>Paradise   | Kingsburg<br>Mendota<br>Orange Cove<br>Parlier<br>State Center Comm. College   | Lake County<br>Probation Department<br>Clearlake<br>Lakeport  |
| Calaveras County<br>Sheriff's Department<br>District Attorney's Office<br>Angels Camp  | Glenn County<br>Sheriff's Department<br>Orland   | Lassen County<br>Probation Department<br>Susanville   |
| Colusa County<br>Sheriff's Department<br>Colusa<br>Williams  | Humboldt County<br>Probation Department<br>Arcata<br>Cal Poly Humboldt   | Los Angeles County<br>District Attorney's Office<br>Azusa<br>Baldwin Park<br>Bell<br>Bell Gardens                     |
| Contra Costa County<br>Sheriff's Department<br>Probation Department<br>Clayton<br>Concord  | Ferndale<br>Fortuna<br><br>Rio Dell  | Cal Poly - Pomona<br>Claremont  |

(continued)

Table 36 - continued  
**USE OF FORCE, 2023**  
 Jurisdictions That Reported Zero Primary Incidents

| County and Jurisdiction        |                            |                            |
|--------------------------------|----------------------------|----------------------------|
| Covina                         | Marin County               |                            |
| CSU Dominguez Hills            | District Attorney's Office | Sand City                  |
| CSU Long Beach                 | Probation Department       | Seaside                    |
|                                | Belvedere                  | Soledad                    |
| CSU Los Angeles                | Central Marin              |                            |
| CSU Northridge                 | Fairfax                    | Napa County                |
| Downey                         |                            | District Attorney's Office |
| El Camino College              | Marin Comm. College        | Probation Department       |
| El Monte                       | Mill Valley                | Calistoga                  |
|                                | Novato                     | Napa Valley College        |
| El Segundo                     | San Rafael                 | St. Helena                 |
| Glendale Comm. College         | Sausalito                  |                            |
| Glendora                       |                            | Nevada County              |
| Hawthorne                      | Mariposa County            | Sheriff's Department       |
| Hermosa Beach                  | District Attorney's Office | Nevada City                |
|                                |                            | Truckee                    |
| Irwindale                      | Mendocino County           |                            |
| La Verne                       | Sheriff's Department       | Orange County              |
| Long Beach Fire Dept.- Invest. | Probation Department       | District Attorney's Office |
| Los Angeles Harbor - Port      | Fort Bragg                 | Probation Department       |
| Los Angeles World Airport      | Ukiah                      | Brea                       |
|                                | Willits                    | Buena Park                 |
| Manhattan Beach                |                            | Costa Mesa                 |
| Metropolitan State Hospital    | Merced County              |                            |
| Monrovia                       | District Attorney's Office | CSU Fullerton              |
| Montebello                     | Probation Department       | Cypress                    |
| Palos Verdes Estates           | Dos Palos                  | Fountain Valley            |
|                                | Gustine                    | Garden Grove               |
| Pasadena                       | UC Merced                  | Irvine                     |
| Pasadena Comm. College         |                            |                            |
| Pomona                         | Modoc County               | La Palma                   |
| Redondo Beach                  | Sheriff's Department       | Laguna Beach               |
| San Gabriel                    | Alturas                    | Orange                     |
|                                |                            | UC Irvine                  |
| San Marino                     | Mono County                |                            |
| Santa Monica College           | Sheriff's Department       | Placer County              |
| Sierra Madre                   | Probation Department       | District Attorney's Office |
| Signal Hill                    |                            | Probation Department       |
| South Pasadena                 | Monterey County            | Auburn                     |
|                                | Probation Department       | Lincoln                    |
| Torrance                       | Carmel                     |                            |
| UC Los Angeles                 | CSU Monterey Bay           | Plumas County              |
| Vernon                         | Del Rey Oaks               | District Attorney's Office |
| West Covina                    | Gonzales                   | Probation Department       |
| Madera County                  | Greenfield                 | Riverside County           |
| Sheriff's Department           | King City                  | District Attorney's Office |
| Chowchilla                     | Marina                     | Probation Department       |
| Madera                         | Monterey                   | Banning                    |
|                                | Pacific Grove              | Blythe                     |

(continued)

Table 36 - continued  
**USE OF FORCE, 2023**  
 Jurisdictions That Reported Zero Primary Incidents

| County and Jurisdiction           |                                       |                                 |
|-----------------------------------|---------------------------------------|---------------------------------|
| Desert Hot Springs                | CSU San Francisco<br>UC San Francisco | Guadalupe                       |
| Indio                             |                                       | Santa Barbara                   |
| Murrieta                          | San Joaquin County                    | Santa Maria                     |
| Palm Springs                      | District Attorney's Office            | UC Santa Barbara                |
| Riverside Comm. College           | Probation Department                  |                                 |
| UC Riverside                      | Escalon                               | Santa Clara County              |
|                                   | Lathrop                               | District Attorney's Office      |
| Sacramento County                 | Lodi                                  | Probation Department            |
| District Attorney's Office        |                                       | Foothill De Anza Comm. College  |
| Probation Department              | Manteca                               | Los Altos                       |
| Citrus Heights                    | Ripon                                 | Los Gatos-Monte Sereno          |
| CSU Sacramento                    | San Joaquin Delta College             |                                 |
| Galt                              | Stockton Unified School Dist.         | Milpitas                        |
|                                   |                                       | Mountain View                   |
| Los Rios Comm. Coll. Dist.        | San Luis Obispo County                | San Jose State University       |
| Regional Parks                    | Sheriff's Department                  | Sunnyvale                       |
| Twin Rivers Unified School Dist.  | Probation Department                  | West Valley-Mission Comm. Coll. |
|                                   | Arroyo Grande                         |                                 |
| San Benito County                 | Cuesta College                        | Santa Cruz County               |
| Sheriff's Department              | Grover Beach                          | Sheriff's Department            |
| Probation Department              |                                       | Probation Department            |
| Hollister                         | Morro Bay                             | Capitola                        |
|                                   | Paso Robles                           | Scotts Valley                   |
| San Bernardino County             | San Luis Obispo                       | UC Santa Cruz                   |
| Probation Department              |                                       |                                 |
| Apple Valley Unified School Dist. | San Mateo County                      | Watsonville                     |
| Chaffey Comm. College             | Sheriff's Department                  |                                 |
| Colton                            | District Attorney's Office            | Shasta County                   |
| CSU Bernardino                    | Atherton                              | Sheriff's Department            |
|                                   | Belmont                               | District Attorney's Office      |
| Fontana Unified School Dist.      | Brisbane                              | Probation Department            |
| Redlands Fire Dept. - Arson       |                                       | Marshal's Office                |
| Upland                            | Broadmoor                             | Anderson                        |
|                                   | Burlingame                            |                                 |
| San Diego County                  | Colma                                 | Sierra County                   |
| Probation Department              | Foster City                           | Probation Department            |
| Coronado                          | Hillsborough                          |                                 |
| CSU San Diego                     |                                       | Siskiyou County                 |
| CSU San Marcos                    | Menlo Park                            | Sheriff's Department            |
| El Cajon                          | Pacifica                              | Probation Department            |
|                                   | Redwood City                          | Lake Shastina                   |
| MiraCosta College                 | San Bruno                             | Weed                            |
| National City                     | San Mateo                             |                                 |
| Palomar Comm. College             |                                       | Solano County                   |
| San Diego Harbor - Port           | Santa Barbara County                  | District Attorney's Office      |
| UC San Diego                      | Sheriff's Department                  | Probation Department            |
|                                   | District Attorney's Office            | Benicia                         |
| San Francisco County              | Probation Department                  | Cal Maritime Academy            |
| Adult Probation Department        | Allan Hancock College                 | Dixon                           |

(continued)

Table 36 - continued  
**USE OF FORCE, 2023**  
 Jurisdictions That Reported Zero Primary Incidents

| County and Jurisdiction    |                                |                                |
|----------------------------|--------------------------------|--------------------------------|
| Suisun City                | Corning                        | Ventura Comm. Coll. Dist.      |
| Sonoma County              | Trinity County                 | Yolo County                    |
| Sheriff's Department       | Sheriff's Department           | Sheriff's Department           |
| District Attorney's Office | Probation Department           | District Attorney's Office     |
| Cloverdale                 | Tulare County                  | Probation Department           |
| Cotati                     | Sheriff's Department           | UC Davis                       |
| CSU Sonoma                 | Dinuba                         | Winters                        |
| Healdsburg                 | Exeter                         | Woodland                       |
| Petaluma                   | Farmersville                   | Yuba County                    |
| Santa Rosa Junior College  | Lindsay                        | District Attorney's Office     |
| Sebastopol                 | Porterville Developmental Ctr. | Probation Department           |
| Stanislaus County          | Sequoias Comm. Coll. Dist.     | Marysville                     |
| District Attorney's Office | Visalia                        | Wheatland                      |
| Probation Department       | Woodlake                       | California State Departments   |
| Ceres                      | Tuolumne County                | Alcoholic Beverage Control     |
| CSU Stanislaus             | Sheriff's Department           | Corrections and Rehabilitation |
| Newman                     | Probation Department           | Fish and Wildlife              |
| Oakdale                    | Mother Lode Juvenile Det. Ctr. | Forestry and Fire Protection   |
| Sutter County              | Sonora                         | Franchise Tax Board            |
| Probation Department       | Ventura County                 | Health Care Services           |
| Yuba City                  | District Attorney's Office     | Insurance                      |
| Tehama County              | CSU Channel Islands            | Justice                        |
| Sheriff's Department       | Port Hueneme                   | Motor Vehicles                 |
| Probation Department       | Santa Paula                    | Secretary of State             |
|                            | Simi Valley                    | State Fair                     |
|                            | Ventura                        | State Parks                    |

Table 37  
**POPULATION ESTIMATES AND SWORN LAW ENFORCEMENT PERSONNEL, 2023**  
 By County

| County             | Total population | Sworn law enforcement personnel | County                | Total population | Sworn law enforcement personnel |
|--------------------|------------------|---------------------------------|-----------------------|------------------|---------------------------------|
| Statewide .....    | 39,109,070       | 76,317                          |                       |                  |                                 |
| Alameda .....      | 1,656,037        | 2,816                           | Placer .....          | 410,706          | 511                             |
| Alpine .....       | 1,165            | 11                              | Plumas .....          | 18,955           | 29                              |
| Amador .....       | 40,122           | 91                              | Riverside .....       | 2,431,254        | 2,906                           |
| Butte .....        | 205,860          | 246                             | Sacramento .....      | 1,581,831        | 2,372                           |
| Calaveras .....    | 44,605           | 68                              | San Benito .....      | 65,082           | 65                              |
| Colusa .....       | 21,905           | 56                              | San Bernardino .....  | 2,170,593        | 3,403                           |
| Contra Costa ..... | 1,146,536        | 1,518                           | San Diego .....       | 3,297,860        | 5,443                           |
| Del Norte .....    | 26,382           | 28                              | San Francisco .....   | 848,019          | 2,618                           |
| El Dorado .....    | 187,285          | 227                             | San Joaquin .....     | 784,528          | 975                             |
| Fresno .....       | 1,012,424        | 1,924                           | San Luis Obispo ..... | 280,251          | 692                             |
| Glenn .....        | 28,039           | 36                              | San Mateo .....       | 749,075          | 1,011                           |
| Humboldt .....     | 134,388          | 273                             | Santa Barbara .....   | 442,614          | 788                             |
| Imperial .....     | 179,639          | 341                             | Santa Clara .....     | 1,911,749        | 3,043                           |
| Inyo .....         | 18,731           | 43                              | Santa Cruz .....      | 263,101          | 343                             |
| Kern .....         | 903,372          | 1,436                           | Shasta .....          | 178,958          | 291                             |
| Kings .....        | 152,405          | 221                             | Sierra .....          | 3,152            | 8                               |
| Lake .....         | 66,446           | 120                             | Siskiyou .....        | 42,961           | 105                             |
| Lassen .....       | 28,232           | 72                              | Solano .....          | 446,745          | 569                             |
| Los Angeles .....  | 9,825,708        | 22,464                          | Sonoma .....          | 479,826          | 605                             |
| Madera .....       | 158,457          | 263                             | Stanislaus .....      | 545,704          | 900                             |
| Marin .....        | 254,744          | 403                             | Sutter .....          | 98,151           | 164                             |
| Mariposa .....     | 16,860           | 67                              | Tehama .....          | 64,677           | 98                              |
| Mendocino .....    | 89,316           | 153                             | Trinity .....         | 15,870           | 39                              |
| Merced .....       | 285,600          | 407                             | Tulare .....          | 474,792          | 881                             |
| Modoc .....        | 8,446            | 27                              | Tuolumne .....        | 53,387           | 72                              |
| Mono .....         | 13,273           | 52                              | Ventura .....         | 825,937          | 1,310                           |
| Monterey .....     | 436,476          | 660                             | Yolo .....            | 220,381          | 327                             |
| Napa .....         | 134,484          | 321                             | Yuba .....            | 83,297           | 162                             |
| Nevada .....       | 100,400          | 122                             |                       |                  |                                 |
| Orange .....       | 3,142,277        | 4,684                           |                       |                  |                                 |

Source: Population estimates were provided by the Demographic Research Unit, California Department of Finance. Sworn law enforcement personnel numbers were obtained from the annual Full-Time Law Enforcement Personnel survey conducted by the Criminal Justice Statistics Center. (Personnel in state regulatory agencies are not included in this table).

Note: Statewide law enforcement personnel numbers include personnel from the California Highway Patrol, California Department of Parks & Recreation, California Department of Developmental Services, Bay Area Rapid Transit (BART), and Union Pacific Railroad.

# Appendix

For each incident described in this publication, there could be a single use of force type or multiple use of force types reported. For statistical purposes, if multiple use of force types occurred in a single incident, a hierarchy of severity was applied to identify the most severe use of force type. The following tables display the hierarchy used in identifying the most severe use of force type. The lower the hierarchy number, the more severe the use of force type.

## USE OF FORCE RECEIVED BY CIVILIANS AND OFFICERS

| HIERARCHY NUMBER | USE OF FORCE TYPE  |
|------------------|--|
| 1                | Discharge of firearm (hit)                               |
| 2                | Discharge of firearm (miss)                              |
| 3                | Knife, blade, or stabbing instrument                     |
| 4                | Electronic control weapon (Taser®)                       |
| 5                | Canine   |
| 6                | Vehicle contact  |
| 7                | Blunt instrument/Flashlight                              |
| 8                | Baton  |
| 9                | Impact projectile  |
| 10               | Explosive device   |
| 11               | Chemical agent/Pepper or OC (oleoresin capsicum) spray   |
| 12               | Other dangerous weapon                                   |
| 13               | Other control hold/takedown                              |
| 14               | Other physical contact (Use of hands, fists, feet, etc.) |
| 15               | Threat of firearm  |

When a use of force incident is reported, a reason for an officer's use of force must also be reported; one or more reasons that led up to the application of force can be reported per officer. For statistical purposes, if multiple reasons are reported, a hierarchy of severity is used to identify the most severe reason. The lower the hierarchy number, the more severe the reason.

### **OFFICER'S REASON FOR USE OF FORCE**

| <b>HIERARCHY NUMBER</b> | <b>USE OF FORCE TYPE</b>                     |
|-------------------------|--|
| <b>1</b>                | <b>Defense of self/3rd Party</b>             |
| <b>2</b>                | <b>To effect arrest or take into custody</b> |
| <b>3</b>                | <b>To overcome resistance</b>                |
| <b>4</b>                | <b>To prevent escape</b>                     |



## Acknowledgments

DOJ is mandated by statute to submit an annual *Use of Force Incident Reporting* report. The Department extends its appreciation to all of the probation departments and law enforcement agencies that provided complete and timely data. This report would not have been possible without their cooperation.

---

California Department of Justice  
California Justice Information Services Division  
Justice Data & Investigative Services Bureau  
Criminal Justice Statistics Center  
P.O. Box 903427 • Sacramento, CA 94203-4270  
<https://openjustice.doj.ca.gov>

